RAINFOREST ALLIANCE REGENERATIVE AGRICULTURE STANDARD

FARM REQUIREMENTS

A-33-R-B-FA
Version 1.0
EN

RAINFOREST ALLIANCE

ABOUT THE RAINFOREST ALLIANCE

The Rainforest Alliance is creating a more sustainable world by using social and market forces to protect nature and improve the lives of farmers and forest communities.

Translation Disclaimer
For any questions related to the precise meaning of the information contained in the translation, please refer to the official English version for clarification.

Any discrepancies or differences in meaning due to translation are not binding and have no effect for auditing or certification purposes.

More information?
For more information about the Rainforest Alliance, visit www.rainforest-alliance.org or contact info@ra.org. Also, reach the Rainforest Alliance Amsterdam Office at De Ruijterkade 6, 1013AA Amsterdam, The Netherlands.

For help in obtaining a Rainforest Alliance certificate reach out to our Customer Success team at customersuccess@ra.org

The Standard Requirements are binding and must be complied with for certification.

Any use of this content including reproduction, modification, distribution or republication, without the prior written consent of Rainforest Alliance is strictly prohibited.

Document name:	Document code:	Version:
Rainforest Alliance Regenerative Agriculture Standard, Farm Requirements	A-33-R-B-FA	1.0

Date of first publication:	Date of revision:	Valid from:	Expires by:
September 8th, 2025	N/A	March 1st 2026	Until further notice

Linked to:

A-35-SRCL-B-SC_V1.5 Rainforest Alliance Supply Chain Requirements.

A-36-SRCL-B-FA_V1.2EN_Rainforest Alliance Certification Rules for Farm Certificate Holders

All other annexes, guidance documents and policies listed in this document.

Replaces:

N/A

Applicable to:	Country/Region:
Farm Certificate Holders	All

Crops:	Type of certification:
All crops in the scope of the Rainforest Alliance certification program; please see Rainforest Alliance Crop List.	Farm

TABLE OF CONTENTS

INTRODUCTION 4

Our Vision 4
How do the requirements differ in each format? 5
The Rainforest Alliance Certification Program 6
Long-term Outcomes of the Program 7
How to become certified? 8
Scope of Certification and Key Definitions 10
How to Use This Document 11
Overview of the regenerative agriculture Standard Topics 13

CHAPTER 1: MANAGEMENT 14

1.1 Management 16
1.2 Administration 17
1.3 Risk Assessment and Management Plan 21
1.4 Internal Inspection and Self-Assessment 22
1.5 Grievance Mechanism 23
1.6 Gender Equality 24
1.7 Indicator Data 24

CHAPTER 2: TRACEABILITY 25

2.1 Traceability 26
2.2 Traceability in the Online Platform 28
2.3 Mass Balance 29

CHAPTER 3: PREMIUM 30

3.1 Premium 31

CHAPTER 4: FARMING 32

4.1 Plant Varieties 34
4.2 Rehabilitation and Renovation of Crops 35
4.3 Genetically Modified Organisms (GMOs) 35
4.4 Soil Fertility and Conservation 36
4.5 Integrated Pest Management (IPM) 38
4.6 Agrochemicals Management 39
4.7 Harvest and Post-Harvest Practices 43

CHAPTER 5: SOCIAL 44

5.1 Assess-and-Address Child Labor, Forced Labor, Discrimination, Workplace Violence and Harassment 46
5.2 Freedom of Association and Collective Bargaining 49
5.3 Wages 50
5.5 Working Conditions 51
5.6 Health and Safety 53
5.7 Housing and Living Conditions 55
5.8 Communities 57

CHAPTER 6: ENVIRONMENT 58

6.1 Forests, other Natural Ecosystems and Protected Areas 60
6.2 Conservation and Enhancement of Natural Ecosystems and Vegetation 61
6.4 Protection of Wildlife and Biodiversity 62
6.5 Water Management and Conservation 63
6.6 Wastewater Management 64
6.7 Waste Management 65

ADD-ON 66

The regenerative Agriculture Standard as an add-on 66

REGENERATIVE AGRICULTURE ADD-ON REQUIREMENTS 67

CHAPTER 4: FARMING 67

4.1 Plant Varieties 67
4.2 Rehabilitation and Renovation of Crops 68
4.4 Soil Fertility and Conservation 69
4.5 Integrated Pest Management (IPM) 71
4.6 Agrochemicals Management 72

CHAPTER 6: ENVIRONMENT 73

6.2 Conservation and Enhancement of Natural Ecosystems and Vegetation 73

INTRODUCTION
OUR VISION

OUR VISION

At the Rainforest Alliance, we are continuously improving certification to deliver more value to the millions of farmers, workers and companies in our program. With the introduction of our Regenerative Agriculture Standard, we are enabling farms and companies to progress at every stage of their regenerative journey, applying science-based practices and leveraging our trusted certification, assurance and traceability systems to scale regenerative agriculture globally.

WHY CREATE A NEW STANDARD?

We created a dedicated Regenerative Agriculture Standard to meet farmers and companies where they are in their journey. It recognizes those already implementing regenerative practices and provides a clear pathway for those ready to deepen their commitment, while keeping our broader certification program inclusive for all participants.

Partners can choose the standard that works best for them:

- Sustainable Agriculture Standard.
- Regenerative Agriculture Standard.
- Sustainable Agriculture Standard + Regenerative Agriculture (add-on).

These offer flexibility according to readiness and ambition.

REGENERATIVE AGRICULTURE FARM REQUIREMENTS

Building on decades of experience, the standard adds depth in three nature-focused impact areas: soil health and fertility, biodiversity and climate resilience. At the same time, it retains strong social requirements. By protecting human rights and supporting decent livelihoods, environmental stewardship is strengthened, as farmers and workers who are safe and healthy are better able to care for the environment.

STANDARD DEVELOPMENT

The Rainforest Alliance is a code-compliant member of ISEAL. In developing the Regenerative Agriculture Standard, we followed the principles of the ISEAL Code of Good Practice, consulting with a wide range of stakeholders to ensure the standard is relevant, transparent, and balanced.

HOW DO THE REQUIREMENTS DIFFER IN EACH FORMAT?

The Regenerative Agriculture Standard in standalone format includes new regenerative agriculture requirements, base requirements shared with the Sustainable Agriculture Standard and some other shared sustainable agriculture requirements in key topics. Together, these requirements focus on five key areas: crop resilience, soil health, biodiversity, water management and livelihoods.
The add-on format includes the new regenerative agriculture requirements to be implemented on top of the Sustainable Agriculture Standard Requirements.

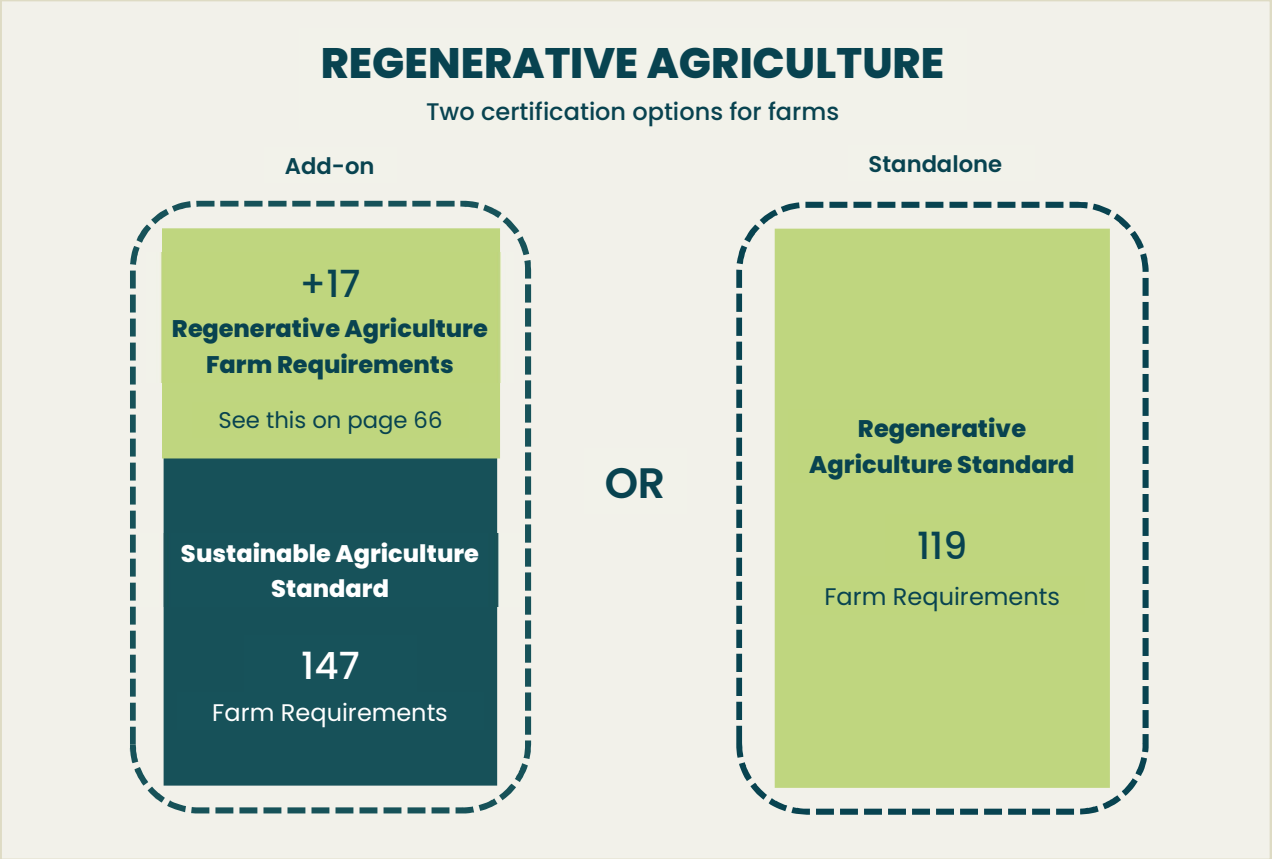

THE RAINFOREST ALLIANCE CERTIFICATION PROGRAM

RAINFOREST ALLIANCE CERTIFICATION SOLUTIONS

SUSTAINABLE AGRICULTURE STANDARD	REGENERATIVE AGRICULTURE STANDARD
FARM REQUIREMENTS	FARM REQUIREMENTS (standalone or add-on)
SUPPLY CHAIN REQUIREMENTS	

Annexes (binding):
Compliance is required for certification.
Policies (binding):
Policies are context-specific and may be applicable for a particular region or crop; compliance is required for certification within the specified context(s).
Guidance documents (non-binding):
Supporting documents to help implementation; not required for certification.

ASSURANCE SYSTEM

- **Auditing Rules** set out how auditors evaluate compliance with the Farm and Supply Chain Requirements.
- **Certification Rules** ensure that Certification Bodies consistently deliver Rainforest Alliance audits of the highest quality.
- **Rules for Certification Bodies** determine which organizations can carry out audits against our certification solutions and set rules for Certification Bodies' personnel

DATA SYSTEMS AND TOOLS

Certificate holders at farm and supply chain level will register for membership, manage audit processes and record sales transactions of certified products on our platform.

New IT-based tools are being developed and made available to better track and manage sustainability performance against the requirements of our certification solutions.

LONG-TERM OUTCOMES OF THE PROGRAM

Livelihoods are improved and human rights are fully respected for farmers and farm workers, their families, and local communities

Forests and natural ecosystems are protected and restored; biodiversity and ecosystem services are conserved.

Outcomes

Management and shared responsibility

- Management is more effective at providing services and supporting improvement based on group members and/or workers needs
- Farmers and workers are more knowledgeable about sustainability issues and practices
- Strengthened position and capacities of female farmers and workers
- Producers and companies have access to reliable and actionable data to make informed decisions and ensure accountability.
- Group management channels the premium effectively to group members. Farm management spends premium for the benefit of producers or workers
- Farmers, workers and their families have an improved standard of living.

Traceability

- Increased credibility of certified product assurance and traceability.

Farming

- Farm and crop resilience is increased.
- Soil fertility and structure is improved
- Biodiversity, water resources and other ecosystem services are enhanced.
- Farmers have optimized crop productivity, input use efficiency and profitability
- Reduced environmental and health risks from pesticides

Social

- Child labor, forced labor, discrimination and workplace violence and harassment are effectively assessed, prevented and remediated
- Other human rights of farmers, workers, Indigenous Peoples and communities are fully respected
- Farm workers and their families enjoy healthy and safe living and working conditions

Environment

- Forests and other natural ecosystems around production areas are effectively protected and restored
- Management effectively supports field interventions towards the protection and restoration of forests and other natural ecosystems
- Natural vegetation on farms is maintained and enhanced
- Increased protection of wildlife and biodiversity
- Increased efficiency in water and energy use and reduced wastewater and solid waste pollution

Legend for the outcomes in this document

- Longer term outcomes and impact
- Outcomes of the standard

HOW TO BECOME CERTIFIED?

Farms and groups of farms that want to be Rainforest Alliance Certified need to carry out a series of key activities each year.

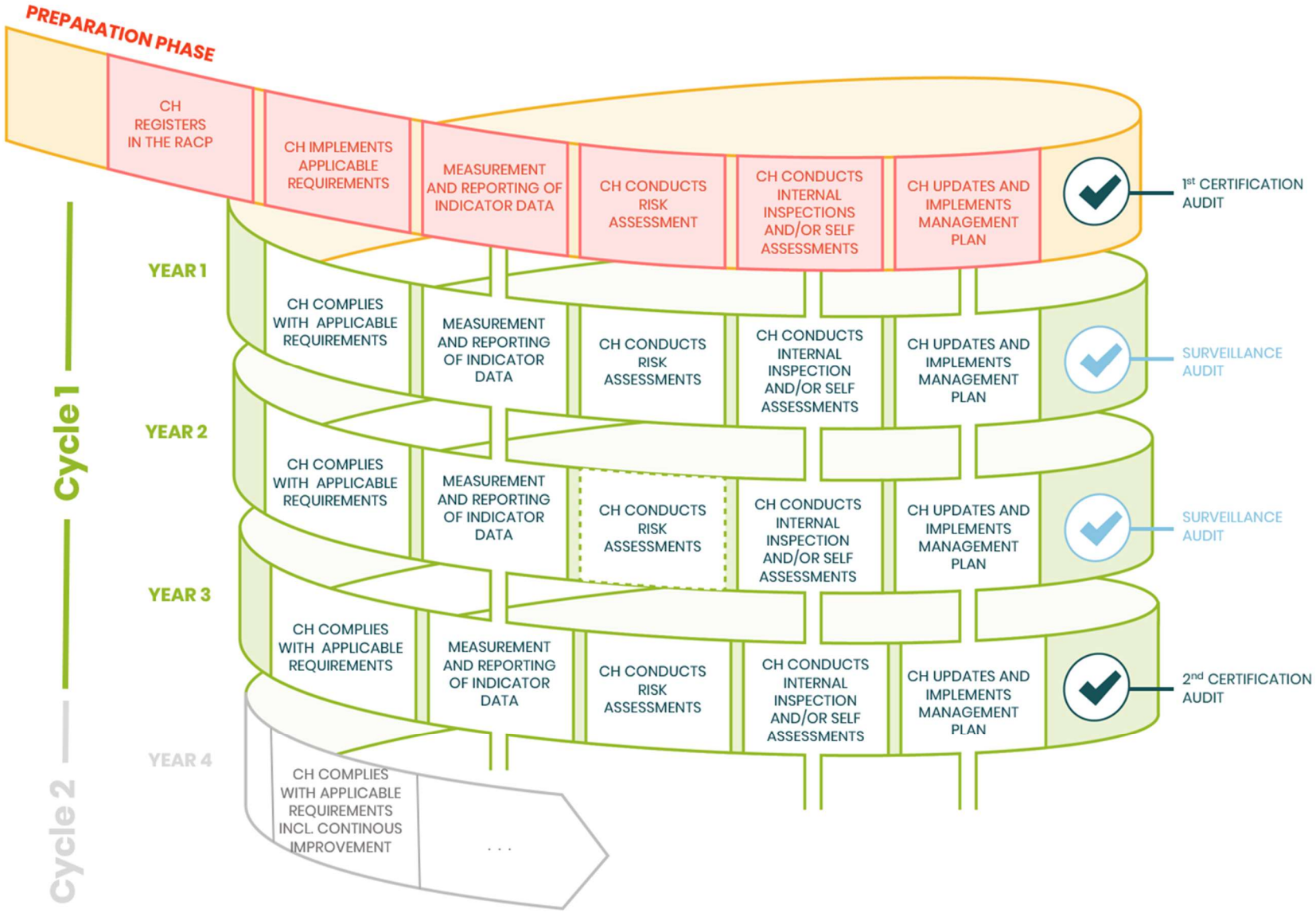

HOW TO PREPARE FOR THE FIRST AUDIT?

REGISTRATION
The potential Certificate Holder (CH) registers on our portal, provides initial details and selects the option to certify against the Regenerative Agriculture Standard. The potential Certificate Holder (CH) registers on our portal, provides initial details and selects the option to certify against the Regenerative Agriculture Standard, or use the Regenerative Agriculture Add-on option, if already certified with the Sustainable Agriculture Standard. They then provide further information to define their certification scope and enable the platform to generate their verification needs.

IMPLEMENTATION OF REQUIREMENTS
With the certification scope and verification needs, a list of applicable requirements is generated by the platform. The CH can start implementing the Standard based on these requirements.

CONTRACTING A CERTIFICATION BODY (CB)
The Certificate Holder selects a Certification Body listed for their scope and contracts their selected CB.

COLLECTING DATA COLLECTING FARM DATA
Farm CHs collect farm data, including geodata and submit these on the platform. They receive a deforestation and encroachment into protected areas risk assessment results to be integrated into their internal inspections

RISK ASSESSMENT
The Certificate Holder carries out risk assessments to identify the needed mitigation measures and adds them to the management plan.

COLLECTION OF INDICATOR DATA
The CH collects indicator data as outlined by the Rainforest Alliance and reports this on the platform.

INTERNAL INSPECTIONS
For group certification, the CH conducts internal inspections to assess compliance of all group members. For group certification, the CH conducts internal inspections to assess compliance of all group members.

CERTIFICATE HOLDER UPDATES AND IMPLEMENTS MANAGEMENT PLAN
Based on the findings from previous steps, the CH updates the management plan and implements remaining activities for compliance.

THE FIRST CERTIFICATION AUDIT
The preparation phase ends with the first certification audit. If the audit is passed, the certificate will be granted and year one of the certification starts. Well in advance, the CH will be alerted on the platform to take the necessary steps to continue in year two of certification.

AFTER THE FIRST CERTIFICATION AUDIT
Rainforest Alliance farm certification operates on a three-year cycle. Year one starts after the first positive certification audit. During each subsequent year, internal inspections and/or self-assessments are conducted to inform the management plan and implement actions to ensure compliance. Risk Assessments need to be conducted as indicated in the applicable requirements.

In the two years between Certification Audits, Surveillance Audits are carried out to:

- verify whether the management system of the organization is still ensuring compliance of all activities falling under its responsibility
- monitor progress on improvements.

After the second certification audit, the second certification cycle starts. Continuous improvement requirements come into effect during the second certification cycle.

SCOPE OF CERTIFICATION AND KEY DEFINITIONS

The requirements that apply to a Certificate Holder (CH) and location vary based on the scope of certification, the farm category (Small or Large) and the phase of certification.

WHAT IS THE SCOPE OF CERTIFICATION?

The certification scope of the Farm requirements is the whole farm.

Chapter 4: Farming focuses on the certified crop.

The Farm CH may choose to leave geographically separate farm units out of the certification scope if these:

- are only used to produce non-certified crop at all times.
- are not in the vicinity of farm units with certified crop.

A Farm CH with multiple farms, may include farms that are certified under different Rainforest Alliance standards. For example, some farms may be certified only under the Sustainable Agriculture Standard. while others have both the Sustainable Agriculture Standard and the Regenerative Agriculture Standard as an add-on.

WHAT IS CONSIDERED A SMALL OR LARGE FARM?

For this Standard, farms are categorized into two groups: Small and Large. Small farms are farms with fewer than 10 permanent workers, while large farms are farms with 10 or more permanent workers. The Rainforest Alliance may categorize farms differently if deemed more appropriate.

EXTRA REQUIREMENTS FOR SMALL FARMS WITH MANY TEMPORARY WORKERS?

A subset of requirements applies to small farms only if they reach a threshold of temporary workers. This is indicated per requirement as follows:

"For Small farms, the requirement applies only if they are hiring:

- 10 or more temporary workers each working for three consecutive months or more and/or
- 50 or more temporary workers per calendar year"

WHO ARE CONSIDERED 'WORKERS'?

When 'workers' are mentioned, all workers including permanent workers, temporary workers, workers hired through labor providers are included. See also Glossary Annex.

CERTIFICATE HOLDER PROFILES, DATA COLLECTION AND INDICATORS

A Certificate Holder profile for farms and groups is another innovation used to communicate sustainability performance and improvements. Certificate Holder profiles are shaped by data and indicators from the Standard, allowing producers to demonstrate their results, challenges and improvements. The profile can become a valuable tool to drive continuous improvement, empower producers, build demand for certified products and channel supply chain investments.

Through the Indicator Annex, the Regenerative Agriculture Standard, provides producers the information they need on what data to feed into the Indicator Platform whiles maintaining simplification of the amount and type of data.

HOW TO USE THIS DOCUMENT

The Regenerative Agriculture Standard document is divided into six chapters, each centered around a specific area – farm management, traceability, premium, farming, social and environment. The requirements in each chapter are presented in tables like the one below.

Topic header indicates the topic the requirements are about

Base requirements are applicable across all solutions

Specialized requirements: are applicable for the selected RA Standard. They may be shared with other RA Standards but not all

Continuous improvement requirements are tailored and only become applicable during the 2nd or 3rd certification cycle

0.0 REQUIREMENT TOPIC					
No.	**Base requirement**	**Group certification**			**Ind. cert.**
		S-farms	**L-farms**	**Group mgt.**	**S/L**
1.1.1	*(Text requirement)*		✓	✓	
No.	**Specialized requirement**				
1.1.2	*(Text requirement)*			✓	✓
No.	**Continuous improvement requirement**				
1.1.4	*(Text requirement)*	✓	✓	✓	

Checkmarks Indicates what certification type and actor a requirement applies to (see below on how to interpret checkmarks)

WHICH REQUIREMENTS ARE APPLICABLE, TO WHOM AND WHEN?

The applicability of a requirement is indicated by a checkmark. A checkmark shows which actor is responsible for implementing the requirement. In some cases, the requirement text provides further details on applicability. For groups, regardless of the checkmark, group management is always ultimately accountable for implementation of all applicable requirements by all actors within their scope.

	Group certification			Ind. cert.
	S-farms	L-farms	Group mgt.	S/L
Checkmark for small and large farms in individual certification				
Small or large farms that are certified individually must implement these requirements. *				✓
Checkmark for group management				
The requirement applies to the entire group and group management staff are responsible for implementing the requirement for all members of the group (both small and large) and their own operations.			✓	
Checkmark for large farms				
The management of the large farm is responsible for implementing the requirement for their farm.**		✓		
Check mark for small farms				
The small farm operator is responsible for implementing the required actions for their farm.**	✓			
Checkmark for large farms and group management				
Large farm management must implement requirements for their farms, while group management handles requirements for small farms within the group and supports large farms within the group.		✓	✓	
Checkmark for small farms and large farms				
Small and large farm implement the requirement.**	✓	✓		
Checkmark for small, large farms and group management				
All actors in the group need to take direct action to implement the requirement.	✓	✓	✓	

* Requirement text may specify additional details regarding applicability and responsibility, such as:
- Producers do X. [...]
- Not applicable for small in groups.
- Management does Z.
- Etc.

** Group management is always responsible for supporting members in implementing requirements by providing proper instruction, training, resources and other forms of assistance as necessary.

OVERVIEW OF THE REGENERATIVE AGRICULTURE STANDARD TOPICS

1. Management	
1.1	Management
1.2	Administration
1.3	Risk Assessment and Management Plan
1.4	Internal Inspection and Self-Assessment
1.5	Grievance Mechanism
1.6	Gender Equality
1.7	Indicator Data
2. Traceability	
2.1	Traceability
2.2	Traceability in the Online Platform
2.3	Mass Balance
3. Premium	
3.1	Premium
4. Farming	
4.1	Plant Varieties
4.2	Rehabilitation and Renovation of Crops
4.3	Genetically Modified Organisms (GMOs)
4.4	Soil Fertility and Conservation
4.5	Integrated Pest Management (IPM)
4.6	Agrochemicals Management
4.7	Harvest and Post-Harvest Practices

5. Social	
5.1	Assess-and-Address, Child Labor, Forced Labor, Discrimination, Workplace Violence and Harassment
5.2	Freedom of Association and Collective Bargaining
5.3	Wages
5.5	Working Conditions
5.6	Health and Safety
5.7	Housing and Living Conditions
5.8	Communities
6. Environment	
6.1	Forests, other Natural Ecosystems and Protected Areas
6.2	Conservation and Enhancement of Natural Ecosystems and Vegetation
6.4	Protection of Wildlife and Biodiversity
6.5	Water Management and Conservation
6.6	Wastewater Management
6.7	Waste Management

CHAPTER 1:
MANAGEMENT

Farming is both a way of life and a business and like any business, it needs good management. The Rainforest Alliance wants to see certified farms managed in an efficient, transparent, inclusive and economically viable manner. It is essential that farms and groups implement an integrated planning and management system, with processes and systems for continuous improvement. Good planning and management contribute to farm productivity and efficiency and to reduced environmental impact through increased efficiency in the use of land, water, fertilizers and pesticides.

To help achieve this outcome, the Management chapter includes topics related to management commitment, farm and group administration, data management, sustainability assessment and management planning. Requirements on these topics follow a process of assessment, planning, implementation, evaluation and adjustment.

Based on the Risk Assessment, specific mitigation and adaptation practices are defined. Farm and group administrators play a key role in facilitating this planning process.

This chapter includes requirements for collecting geolocation data to ensure certified products do not come from deforested or protected areas where production is strictly forbidden. Collecting GPS polygons provides more accurate data on farm size, which can also support farm management by facilitating volume estimation.

Finally, this chapter includes the cross-cutting theme of gender. Including this topic in the management chapter recognizes that gender is fundamentally important to multiple dimensions of farm and group activity.

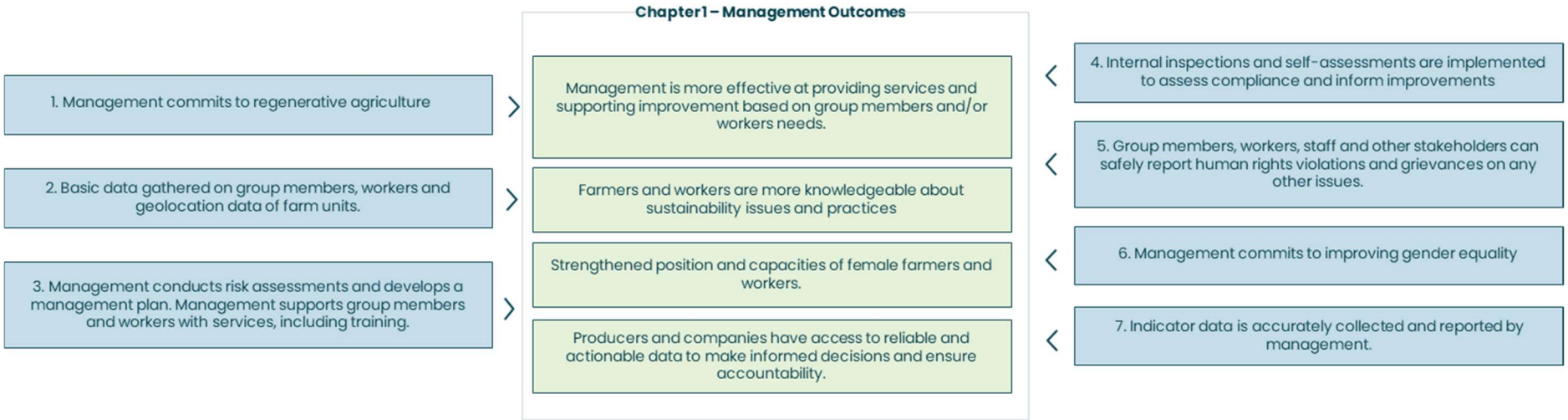
Chapter 1 – Management Outcomes
1. Management commits to regenerative agriculture
2. Basic data gathered on group members, workers and geolocation data of farm units.
3. Management conducts risk assessments and develops a management plan. Management supports group members and workers with services, including training.
Management is more effective at providing services and supporting improvement based on group members and/or workers needs.
Farmers and workers are more knowledgeable about sustainability issues and practices
Strengthened position and capacities of female farmers and workers.
Producers and companies have access to reliable and actionable data to make informed decisions and ensure accountability.
4. Internal inspections and self-assessments are implemented to assess compliance and inform improvements
5. Group members, workers, staff and other stakeholders can safely report human rights violations and grievances on any other issues.
6. Management commits to improving gender equality
7. Indicator data is accurately collected and reported by management.

1.1 Management

No.	Base requirement	Group certification			Ind. cert.
		S-farms	L-farms	Group mgt.	S/L
1.1.1	Management shows commitment to sustainable agriculture by allocating sufficient resources and staff to implement the Rainforest Alliance Certification Program. At least every three years, management evaluates its capacity for implementing the Rainforest Alliance Standard and demonstrates continuous improvement with subsequent assessments. Management establishes committee(s) responsible for addressing the following issues: • Grievance mechanism (see 1.5) • Gender equality (see 1.6) • Assess and Address (see 5.1) • Occupational Health and Safety (see 5.6) Note: A single committee may cover all these issues. The committee(s): - Include at least one management representative with decision-making power. - Are impartial, accessible, gender-sensitive and trusted by the group members/workers including vulnerable groups.		✔	✔	✔

1.2 Administration

No.	Base requirements	Group certification			Ind. cert.
		S-farms	L-farms	Group mgt.	S/L
1.2.1	Management and producers comply with applicable laws relevant to the scope of the Rainforest Alliance Standard. Including but not limited to: •Land use right •Environment •Labor •Human rights •FPIC •Taxes and anti-corruption issues If an applicable law is stricter than a requirement in the Standard, the law will take precedence unless it has become obsolete. Conversely, if an applicable law is less strict than a requirement in the Standard, the requirement in the Standard will take precedence, unless the requirement explicitly permits the application of such law.	✔	✔	✔	✔
1.2.2	There is a comprehensive list of current service providers, suppliers, intermediaries and subcontractors. Mechanisms, including contracts, are in place to ensure that these entities comply with the applicable requirements of the Standard for their activities within the scope of certification. For Farms - This is valid for work in the field, work in processing and labor provision. - The term ""Suppliers"" refers only to other farms they buy certified product from. For small farms in groups requirement does not apply. *Please see SA-G-SD-46 Guidance Document U: Service Providers Applicability*		✔	✔	✔
1.2.3	An up-to-date registry of group members is maintained. The required information for each member is collected using the Group Member Registry form provided by the Rainforest Alliance.			✔	

No.	Base requirements	Group certification			Ind. cert.
		S-farms	L-farms	Group mgt.	S/L
1.2.4	Up-to-date records of permanent and temporary workers are kept, containing, for each worker: • Full name • Gender • Year of birth • Start and end date(s) of employment • Wages, including benefits For workers for whom housing is provided, the records additionally contain: • Housing address • Number of family members • Year of birth of family members For children conducting light work (between 12 and 15 years) and young workers (between 15 and 18 years), the records additionally contain: • Housing address • Name and address of parent(s) or legal guardian(s) • School registration (if applicable) • Type of work or tasks • The number of working hours per day and per week For small farms in groups only requirement 1.2.5 applies.		✓	✓	✓
1.2.5	For permanent workers, up-to-date records are kept, containing, for each worker: • Full name • Gender • Year of birth • Wages, including benefits For temporary workers, only the number of workers is required. Illiterate group members can give the above information orally.	✓			
1.2.6	Management ensures that when the Rainforest Alliance Standard requires to inform workers or group members, the information is provided in the predominant language(s) of the workers or group members.		✓	✓	✓

No.	Base requirements	Group certification			Ind. cert.
		S-farms	L-farms	Group mgt.	S/L
1.2.7	An Agreement is in place between the group management and each group member signed by both parties. Fingerprints or identifiable marks can be used in place of signatures. The agreement includes the following: • The group member's obligation to comply with the Rainforest Alliance Standard. • The group member's obligation to accept both internal inspections and external audits and sanctions. • The group member's guarantee that any product sold as certified comes only from their farm. • The group member's right to appeal decisions made by the group management by using the grievance procedure. • The group member's agreement to share such member's farm data (such as geodata, volumes, area etc.) with group management and the Rainforest Alliance for use, publication and sharing within the supply chain as described in the Rainforest Alliance General Terms and Conditions and its Privacy Policy. Each group member understands the agreement. Agreements are centrally archived and a copy is available for each group member.			✓	
1.2.8	Records for certification purposes and compliance are kept for a minimum of five years.	✓	✓	✓	✓
1.2.9	An up-to-date map of the farm area is available, including: • Farms/farm units/production zones • Processing facilities • Human habitation areas • Schools • Medical centers/first aid sites • Natural ecosystems, including water bodies and forests and other existing natural vegetation • Riparian buffer zones • Agroforestry systems • Protected areas The map also includes risk areas identified in the Risk Assessment (see 1.3.1). The date of the latest update is displayed on the map. Large farms in groups are required to provide a map of their farm. *Please see SA-G-SD-4 Guidance Document C: How to Create a Farm Map*		✓	✓	✓

No.	Base requirements	Group certification			Ind. cert.
		S-farms	L-farms	Group mgt.	S/L
1.2.10	Geolocation data for all farm units with the certified crop is available for 100% of the farms. For at least 35% of the farms, the geolocation data is in the form of a GPS polygon. By the second certification audit, all farm units have polygons. *Please see A-04-SCRL-B-CH –Management Annex* *Please see SA-G-SD-5 Guidance Document D: Geolocation Data Requirements and Risk Maps*			✔	
1.2.11	A polygon is available for each farm unit. *Please see A-04-SCRL-B-CH –Management Annex* *Please see SA-G-SD-5 Guidance Document D: Geolocation Data Requirements and Risk Maps*		✔		✔

1.3 Risk Assessment and Management Plan

No.	Base requirements	Group certification			Ind. cert.
		S-farms	L-farms	Group mgt.	S/L
1.3.1	Management conducts a risk assessment in relation to the requirements in this Standard, by using the Risk Assessment Tool, at least every three years. If relevant, the risk assessment may be reviewed and updated yearly. The risk mitigation measures are included in the management plan. *Please see A-11-SCRL-B-CH Risk Assessment Tool*		✓	✓	✓
1.3.2	Management develops a management plan that includes the goals and actions based on the Risk Assessment (1.3.1) and self-assessment (1.4.2). For groups, the management plan is additionally based on the internal inspection (1.4.1). Management reports on the implementation of the management plan yearly. The management plan is updated yearly. *Please see SA-G-SD-3 Guidance Document B: Template of Management Plan*		✓	✓	✓
1.3.3	Management provides group members and workers hired by the group with services based on the management plan. Services can include training, technical assistance, support in record keeping, access to inputs (e.g., seedlings), awareness-raising activities, etc. Management documents the services provided. For Trainings the following topics are treated at least yearly: • Good Internal Inspection practices including evaluations (For all internal inspectors) • Training on the IPM Strategy as mentioned in 4.5.1 • Occupational Health and Safety and Emergency Procedures *Please see A-04-SCRL-B-CH Management Annex*			✓	
1.3.4	Management provides workers with services based on the management plan. Services can include training, awareness-raising activities, etc. Management documents the services provided. For Trainings the following topics are treated at least yearly: • Training on the IPM Strategy as mentioned in 4.5.1 • Occupational Health and Safety and Emergency Procedures		✓		✓

1.4 Internal Inspection and Self-Assessment

No.	Base requirements	Group certification			Ind. cert.
		S-farms	L-farms	Group mgt.	S/L
1.4.1	Management has an internal inspection system in place to annually assess compliance of all actors within the scope of certification. The system includes: • For Farms: group members' farms, processing and/or storage sites and any other actor(s) (including subcontractors, intermediaries, service providers). All actors are inspected internally before the first certification audit and the internal inspection covers all applicable requirements of the Standard. After the first certification audit, the internal inspection covers: • 100% of large farms part of a group • at least 35% of smallholder farms, ensuring all smallholder farms are inspected after three years. • For farms with multiple farm units: • The selection of the unit for inspection is based on risk. • Priority is given to units that have not been previously inspected. • All new actors are internally inspected before they join the group. In consecutive years, the requirements covered by the internal inspection are based on the Risk Assessment (for farms, see 1.3.1), the previous year's internal inspection and previous external audit results. *Please see A-04-SCRL-B-CH –Management Annex*			✓	
1.4.2	Management conducts a yearly self-assessment to evaluate its own compliance and that of all actors in its certification scope, with the relevant requirements in the Standard. For groups, management uses the results of the internal inspections as set out in 1.4.1. to complete the self-assessment.			✓	✓

No.	Base requirement	Group certification			Ind. cert.
		S-farms	L-farms	Group mgt.	S/L
1.4.3	An approval and sanction system is in place to ensure compliance of group members with the Rainforest Alliance Certification Program. The system includes: • A written approval and sanction procedure • An approval and sanction manager or committee • A mechanism to follow up on group members' improvement and corrective measures • A decision on each group member's certification status that is signed and documented and included in the final internal inspection report			✓	

1.5 Grievance Mechanism

No.	Base requirement	Group certification			Ind. cert.
		S-farms	L-farms	Group mgt.	S/L
1.5.1	A Grievance Mechanism is in place that enables individuals, workers, communities, or civil society, including whistle-blowers, to raise complaints about the Certificate Holder's activities. Complaints can relate to any part of the Standard, including technical, social, or economic issues. The grievance mechanism may be provided by the Certificate Holder or by a third party. The Grievance Mechanism (see requirement 1.1.1) includes at least the following elements: • Representatives for group members or workers are part of the committee • Submissions in any language and accessible to persons without reading skills or internet access. • Acceptance of anonymous grievances with confidentiality. • Remediation of human and labor rights issues per the Remediation Protocol. • Documentation and timely sharing of grievances and actions taken with affected persons. • Protection against retribution for persons submitting grievances. *Please see A-08-SCRL-B-CH –Social Annex* *Please see SA-G-SD-6 Guidance Document E: Grievance Mechanism*			✓	✓

1.6 Gender Equality

No.	Base requirement	Group certification			Ind. cert.
		S-farms	L-farms	Group mgt.	S/L
1.6.1	Management commits to promoting gender equality by: • A written statement that is communicated to group members or workers • Appointing a committee (see 1.1.1) responsible for the implementation, monitoring and evaluation of measures that promote gender equality and women's empowerment • Ensuring the committee includes at least one management representative with decision-making power and at least one person of each gender. Note: In groups of small farms, a responsible person instead of a committee may be appointed. *Please see SA-G-SD-7 Guidance Document F: Gender Equality*			✓	✓

1.7 Indicator Data

No.	Base requirement	Group certification			Ind. cert.
		S-farms	L-farms	Group mgt.	S/L
1.7.1	Management collects accurate data on indicators relevant to the Rainforest Alliance Standard and reports this data through the Rainforest Alliance Certification Platform. *Please see A-10-SCRL-B-CH –Indicator Annex* *Please see A-25-SRCL-N-FA-Rainforest Alliance Guidance: Collection, verification and validation of Data Points.*			✓	✓

CHAPTER 2: TRACEABILITY

A successful and credible regenerative agriculture certification program must instill confidence in users that certified products are produced according to the Standard.

This requires a robust and transparent system to track products from the farmer through the supply chain to the retailer.

The requirements in this chapter provide producers with a framework to accurately and credibly record certified production quantities, segregate them among other Rainforest Alliance certified products and non-certified products and manage sales transactions, conversion methods and trademark use.

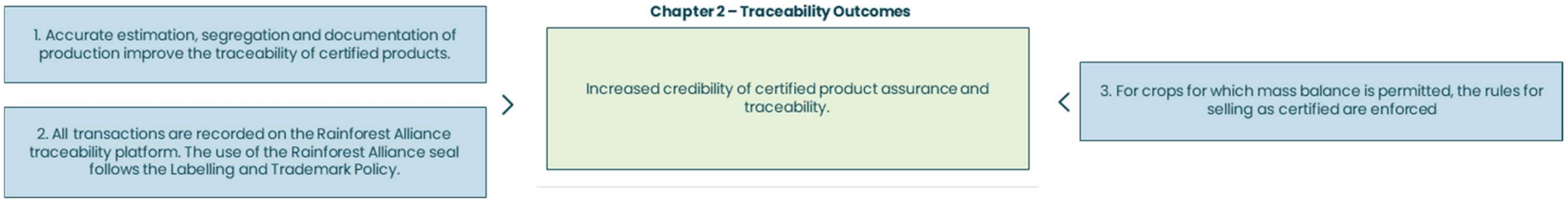

2.1 Traceability

No.	Base requirements	Group certification			Ind. cert.
		S-farms	L-farms	Group mgt.	S/L
2.1.1	The total certified production and the certified production for each producer (kg or stems for flowers) are estimated once a year. The calculations are based on a credible methodology for yield estimation (kg/ha or stems/ha for flowers) of a representative sample of farms or farm units. The methodology and calculation are documented. *Please see SA-G-SD-8 Guidance Document G: Yield estimation*			✓	✓
2.1.2	Management takes stock annually of: • The total harvested certified production (in kg, in stems for flowers) • The balance of products purchased, produced, sold and in stock In case the difference between estimated production and actual production is >15 %, a reasonable justification is given and measures are taken to prevent such differences from occurring. For groups, the differences are checked and justified both on the group level and for the individual members.		✓	✓	✓
2.1.3	Products certified against Rainforest Alliance Standard must be visually separated from non-certified products and from each other at all stages, including transport, storage and processing.			✓	✓
2.1.4	Management has mapped the product flow up to the final location of the certificate scope, including all intermediaries (collection points, transport, processing units, warehouses, etc.) and activities carried out on the product.			✓	✓
2.1.5	Certified products can be traced back to the certified farm(s) they were produced on. Management keeps purchase and sales documents linked to physical deliveries from the certified, multi-certified and non-certified products, ensuring intermediaries do the same. The purchase and sales documents include date, standard(s), product type, (percentage of) certified volume, group member details and, if relevant, traceability type. In case of group certification, group management ensures that group members receive a receipt for each delivery from the group member to the group or an intermediary, specifying name of group member, group member ID, date, product type and volume. *Please see A-05-SCRL-B-CH Traceability Annex*			✓	✓

No.	Base requirements	Group certification			Ind. cert.
		S-farms	L-farms	Group mgt.	S/L
2.1.6	Shipments of certified products do not exceed the total production (for farms), purchase of certified products plus remaining stock balance from the previous year.			✓	✓
2.1.7	There is no double selling of volumes. Once a volume is sold under a Rainforest Alliance Standard, conventional, another scheme or sustainability initiative, that volume is no longer available for sale. *Please see A-05-SCRL-B-CH Traceability Annex*			✓	✓
2.1.8	Group members keep sales receipts (electronic or physical), including name of group member, group member ID, date, product type and volume.	✓	✓		
2.1.9	The correct methodology for the calculation of conversion factors is demonstrated and documented for each certified product and reflected accordingly in the traceability platform. Applicable for large farms in a group, if they have processing as part of the scope. *Please see A-05-SCRL-B-CH – Traceability Annex*		✓	✓	✓
2.1.10	Equipment used to measure the weight or volume of the certified product is calibrated annually.		✓	✓	✓

2.2 Traceability in the Online Platform

Applicable to Certificate Holders working in crops for which online traceability is offered within the Rainforest Alliance Certification Program.

No.	Base requirements	Group certification			Ind. cert.
		S-farms	L-farms	Group mgt.	S/L
2.2.1	Any activity related to the certified volume (such as redeeming, removing, selling, purchasing, confirming, etc.) must be recorded in the Rainforest Alliance traceability platform within two weeks after the end of the quarter in which the activity took place. *Please see A-05-SCRL-B-CH –Traceability Annex*			✓	✓
2.2.2	Buyers of Rainforest Alliance Certified products regularly verify that transactions in the traceability platform match invoices for certified products.			✓	✓
2.2.3	Approval is obtained prior to the on- and off-pack use of public-facing claims. There is evidence that any Rainforest Alliance claim made is valid and complies with Rainforest Alliance Certification Program Requirements.			✓	✓
2.2.4	Royalty is paid in full without any tax deductions, according to the payment terms set forth in the License Agreement, Terms and Conditions and/or the invoice. *Please see A-05-SCRL-B-CH Traceability Annex*			✓	✓

2.3 Mass Balance

Applicable to Certificate Holders applying mass balance in the crops that permit the traceability type mass balance.

No.	Base requirements	Group certification			Ind. cert.
		S-farms	L-farms	Group mgt.	S/L
2.3.1	Volumes are only converted for processes that can occur in reality; product conversion cannot revert to a previous product. *Please see A-05-SCRL-B-CH Traceability Annex*			✔	✔
2.3.2	Volumes sold as mass balance are 100% covered by volumes purchased as certified. A negative volume balance is not permitted at any time.			✔	✔
2.3.3	Mass balance volumes must always be accompanied by a physical shipment when transferred between Certificate Holders. Volume trading without a physical shipment is only allowed between sites under the same certificate.			✔	✔
2.3.4	Volumes sold as certified meet the minimum percentage requirements for origin information. This requirement is only applicable for cocoa mass balance products for which origin matching rules are required. *Please see A-05-SCRL-B-CH Traceability Annex*			✔	✔
2.3.5	Purchase and sales documentation for volumes sold as certified must include origin information to country level for both incoming certified and non-certified volumes. This is only applicable for cocoa mass balance products for which origin matching rules are required. *Please see A-05-SCRL-B-CH –Traceability Annex*			✔	✔

CHAPTER 3:

PREMIUM

The Rainforest Alliance aims to make sustainability the norm in its operating sectors.

This requires fundamentally transforming supply chain principles to value and price sustainability in agricultural production as a material service. The costs of advancing sustainability practices at the origin are shared by the market and producers.

These aims are operationalized through the Premium element in the Regenerative Agriculture Standard.

We believe farmers should be fairly rewarded for their efforts towards regenerative agriculture, with greater effort earning greater compensation.

When farms hold both Sustainable Agriculture and Regenerative Agriculture Certifications, companies are encouraged to reflect this added value in their sourcing practices. In such cases, we expect producers certified against both standards to receive higher compensation than for certification under a single standard. To support this shift, we will continue to closely monitor premium-related data.

Chapter 3 – Premium Outcomes

1. Group management transfers the premium when applicable, in cash to group members. Farm management uses the premium to the benefit of producers or workers.

Farmers, workers and their families have an improved standard of living.

Group management channels the premium effectively to group members. Farm management spends premium for the benefit of producers or workers

1.The buyer of certified products pays the premium as a cash or other monetary payment on top of the market price

3.1 Premium

No.	Base requirements	Group certification			Ind. cert.
		S-farms	L-farms	Group mgt.	S/L
3.1.1	Payment of the Premium must be reported in the traceability platform. For crops with a prescribed minimum, the payment must meet at least the required minimum. *Please see A-06-SRCL-B-CH Premium Annex*			✔	✔
3.1.2	Responsible Certificate Holders must have contracts or signed agreements specifying the amounts to be paid and the terms and conditions of the payment by period/cycle. Premium cannot be paid in kind and must be paid in full according to the payment terms per crop specified in the Premium Annex. *Please see A-06-SRCL-B-CH Premium Annex*			✔	✔
3.1.3	Group management distributes at least 40% of the premium in cash or other monetary payments to group members in a timely and convenient manner prior to next crop season, or at minimum annually in case of continuous harvest. Group members will receive Premium on a pro-rata basis based upon volumes delivered. Group management documents and reports: • premium received by volume and in total • amount paid to group members • how Premium is utilized by group management as a percentage of the total. *Please see A-06-SRCL-B-CH Premium Annex*			✔	
3.1.4	Any paid premium is required to be spent to benefit producer or workers. Management shall document: • Premium received by volume and in total. • Distribution of the Premium as a percentage on amount received by volume on how it benefits producer or workers. *Please see A-06-SRCL-B-CH Premium Annex*		✔		✔

CHAPTER 4: FARMING

This chapter focuses on the practices and measures leading to the outcomes of regenerative agriculture, including restored soil health and fertility, improved crop heath and resilience, enhanced biodiversity and ecosystem services at the farm level, improved water quality and availability and sustainable livelihoods for farmers through reduced costs. It also emphasizes the reduction of agrochemicals while maintaining productive agricultural systems.

The combined requirements and practices in this chapter contribute to these outcomes. Regenerative practices related to soil restoration and conservation, integrated pest and disease management, crop rehabilitation, renovation and diversification, contribute to the restoration of ecosystem functions. These practices also support carbon sequestration and reduction of GHG emissions, long-term productivity and resilience to climate change and market shocks.

The requirements promote context-specific and locally adapted approaches that work with, rather than against, natural systems. By enhancing natural cycles, there is buildup of soil organic matter, improved pollination and natural control of pests and diseases, improved infiltration and water retention and reduced need for synthetic fertilizers and pesticides.

Finally, regenerative agriculture supports farmer well-being by fostering stable, sustainable livelihoods through increased productivity and quality of crops and access to differentiated markets. These are all part of a holistic system that seeks to restore ecosystems and maintain long term economic sustainability which when coupled with enabling policies help drive transformation at a large scale.

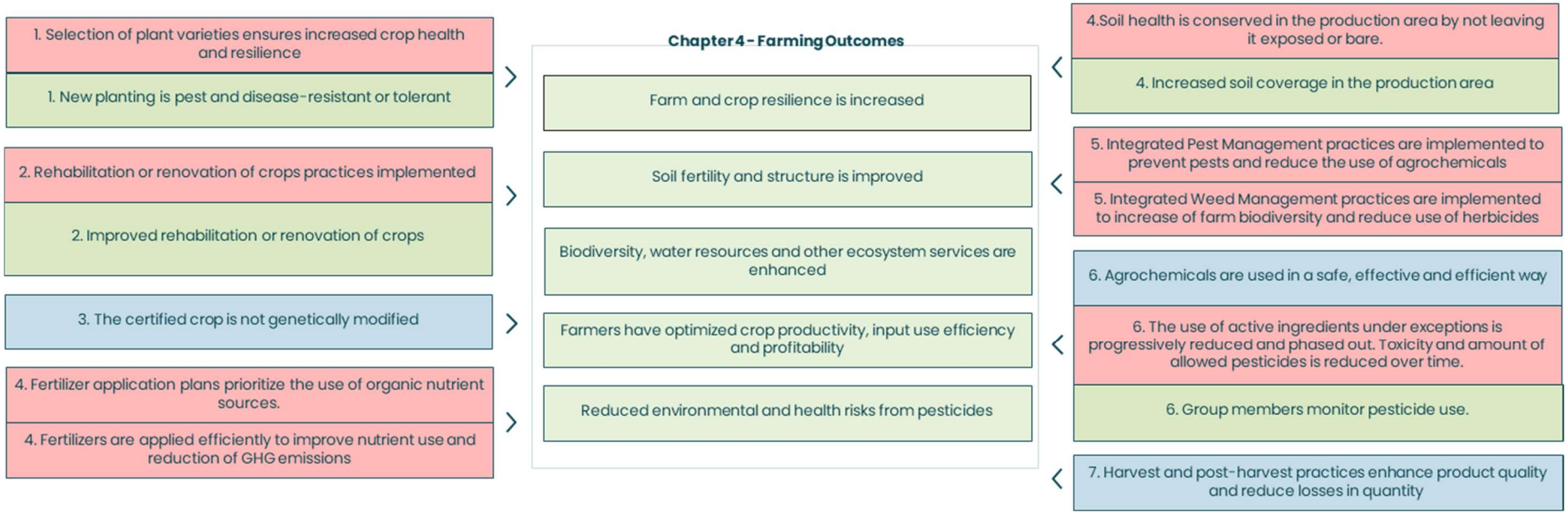
1. Selection of plant varieties ensures increased crop health and resilience
1. New planting is pest and disease-resistant or tolerant
2. Rehabilitation or renovation of crops practices implemented
2. Improved rehabilitation or renovation of crops
3. The certified crop is not genetically modified
4. Fertilizer application plans prioritize the use of organic nutrient sources.
4. Fertilizers are applied efficiently to improve nutrient use and reduction of GHG emissions
Chapter 4 - Farming Outcomes
Farm and crop resilience is increased
Soil fertility and structure is improved
Biodiversity, water resources and other ecosystem services are enhanced
Farmers have optimized crop productivity, input use efficiency and profitability
Reduced environmental and health risks from pesticides
4.Soil health is conserved in the production area by not leaving it exposed or bare.
4. Increased soil coverage in the production area
5. Integrated Pest Management practices are implemented to prevent pests and reduce the use of agrochemicals
5. Integrated Weed Management practices are implemented to increase of farm biodiversity and reduce use of herbicides
6. Agrochemicals are used in a safe, effective and efficient way
6. The use of active ingredients under exceptions is progressively reduced and phased out. Toxicity and amount of allowed pesticides is reduced over time.
6. Group members monitor pesticide use.
7. Harvest and post-harvest practices enhance product quality and reduce losses in quantity

4.1 Plant Varieties

No.	Specialized requirement	Group certification			Ind. cert.
		S-farms	L-farms	Group mgt.	S/L
4.1.4	Plant varieties selected for planting, grafting or renovation consider the following: • Plants must be healthy and free from pests and diseases. • Plants must be adapted to local growing and climatic conditions. • For renovation or replanting, priority should be given to pest and disease-resistant or tolerant varieties, based on their economic impact in the local context. The criteria used must be defined and demonstrated by the producer. • If non-resistant or non-tolerant varieties are selected, producers must implement additional Integrated Pest Management (IPM) measures to prevent or mitigate the risks of pesticides overuse. *Please see A-07-SCRL-B-FA –Farming Annex*	✓	✓		✓
No.	**Continuous improvement requirement**				
4.1.5	When renovation or replanting activities take place, at least 50% of the new plants are resistant or tolerant to pests and diseases identified as economically impactful by the producer.	✓	✓		✓

4.2 Rehabilitation and Renovation of Crops

No.	Specialized requirement	Group certification			Ind. cert.
		S-farms	L-farms	Group mgt.	S/L
4.2.2	Farmers must implement rehabilitation or renovation practices (including pruning) tailored to their farm's conditions to enhance crop health and productivity. *Please see A-07-SCRL-B-FA –Farming Annex* *Please see SA-G-SD-10 Guidance Document I: Pruning*	✓	✓		✓
No.	**Continuous improvement requirements**				
4.2.3	Producers implement rehabilitation or renovation practices (including pruning) on at least 20% of the productive area by the 2nd certification audit, increasing to at least 60% by the 3rd certification audit. *Please see SA-G-SD-10 Guidance Document I: Pruning*		✓		✓
4.2.4	At least 40% of group members must follow a defined pruning cycle by the 2nd certification audit, increasing to 60% by the 3rd certification audit. *Please see SA-G-SD-10 Guidance Document I: Pruning*	✓	✓		

4.3 Genetically Modified Organisms (GMOs)

No.	Base requirement	Group certification			Ind. cert.
		S-farms	L-farms	Group mgt.	S/L
4.3.1	The certified crop is not genetically modified (GMO).	✓	✓	✓	✓

4.4 Soil Fertility and Conservation

No.	Specialized requirements	Group certification			Ind. cert.
		S-farms	L-farms	Group mgt.	S/L
4.4.7	Management performs soil or foliar assessments annually. For small farms in groups, group management performs soil or foliar assessments annually on a rotational schedule for a minimum of 20% of group members, up to a total of 100 group members, ensuring all small farms complete an assessment by the third certification audit. The soil assessment includes: a. Erosion-prone areas and slope b. Soil structure c. Soil depth and soil horizons d. Densification of compaction areas e. Soil moisture and water level in the soil f. Drainage conditions g. Levels of macronutrients and organic matter. This is assessed through soil tests and/or observation of visual symptoms of nutrient deficiency (leaf tests) for a representative sample of areas. h. At least one soil health indicator Based on the assessments, producers establish and execute a fertilizer application plan tailored to crop requirements. Fertilizer is applied in quantities and at times that optimizes crop uptake, while minimizing excessive chemical use and reducing the risk of runoff, leaching and volatilization. *Please see A-07-SCRL-B-FA –Farming Annex* *Please see SA-G-SD-12 Guidance Document J: Soil Fertility and Conservation*	✓	✓	✓	✓
4.4.8	Producers ensure that organic nutrient sources are used as part of the fertilizer application plan: •The organic matter is composted before being applied as fertilizer. •Use of on-farm plant residue for mulching such as pruned branches, leaf litter and other vegetative materials is promoted •When available, inputs from biological sources (bio-inputs) are prioritized. •Continued incremental use of organic nutrient sources is promoted informed by soil conditions and crop nutrient needs. •All the above are complemented with synthetic fertilizers as needed based on crop nutrient requirements. *Please see SA-G-SD-12 Guidance Document J: Soil Fertility and Conservation* *Please see SA-G-SD-9 Guidance Document H: Integrated Pest Management*	✓	✓		✓

No.	Specialized requirement	Group certification			Ind. cert.
		S-farms	L-farms	Group mgt.	S/L
4.4.9	Producers conserve the soil health of the production area by not leaving it exposed or bare and maintaining at least 40% soil cover as part of the Integrated Weed Management plan. Soil covering may include live or decaying vegetation as: •mulch •soft weeds •cover crops (preferably flowering plants) New planting areas may have bare soil on the crop lines but have the areas in between the crop lines covered. *Please see A-07-SCRL-B-FA –Farming Annex* *Please see SA-G-SD-12 Guidance Document J: Soil Fertility and Conservation* *Please see SA-G-SD-9 Guidance Document H: Integrated Pest Management*	✓	✓		✓
No.	**Continuous improvement requirement**				
4.4.10	By the 2nd certification audit, there is at least 60% soil covering of the production area.	✓	✓		✓
No.	**Specialized requirement**				
4.4.11	Producers implement fertilizer application methods that improve nutrient use efficiency and contribute to reduction of greenhouse gas emissions. Producers do this by implementing at least one of the following: •Adding mulch on top of fertilizer application or mixing fertilizer into the soil to prevent emissions and runoff. •Applying fertilizer in small, targeted doses. •Use of special fertilizers that have slow nitrogen conversion ability. •Use of slow-release fertilizers that provide nutrients over time. •Introduction of beneficial microbes including fungi and bacteria that naturally boost soil nutrients. •Mixing of fertilizer with water when irrigation is utilized on the farm. *Please see SA-G-SD-12 Guidance Document J: Soil Fertility and Conservation*	✓	✓		✓

4.5 Integrated Pest Management (IPM)

No.	Specialized requirements	Group certification			Ind. cert.
		S-farms	L-farms	Group mgt.	S/L
4.5.1	Management documents and implements an IPM strategy, developed by a competent professional, including for processing facilities. The strategy includes prevention, monitoring, threshold levels and intervention measures. It is based on climate conditions, pest monitoring results, implemented actions and pesticide application records. The IPM strategy is updated annually. *Please see SA-G-SD-9 Guidance Document H: Integrated Pest Management*		✓	✓	✓
4.5.3	As part of the Integrated Weed Management (IWM), producers develop and implement measures to favor non-invasive and non-aggressive weeds leading to a reduction in herbicide use and an increase in on-farm biodiversity. *Please see A-07-SCRL-B-FA –Farming Annex* *Please see SA-G-SD-9 Guidance Document H: Integrated Pest Management (IPM)*	✓	✓		✓
4.5.4	Producers give consideration to ensuring a reduction of the amount of herbicides used as part of the Integrated Weed Management approach. These reduction measures must be included in the IWM plan and implemented accordingly. *Please see SA-G-SD-9 Guidance Document H: Integrated Pest Management (IPM)*	✓	✓		✓

4.6 Agrochemicals Management

No.	Base requirements	Group certification			Ind. cert.
		S-farms	L-farms	Group mgt.	S/L
4.6.1	No agrochemicals are used that are: • On the Rainforest Alliance List of Prohibited Pesticides or List of Obsolete Pesticides • Prohibited by applicable law • Not legally registered in the country where the farm is located Producers use only agrochemicals sold by authorized vendors, in original and sealed packaging. Chemical substances used for livestock or pets are not included in the scope of this standard Applicable to group management in case the group management has a purchasing task. *Please see A-07-SCRL-B-FA –Farming Annex*	✓	✓	✓	✓
4.6.2	Producers using pesticides on the Risk Mitigation list must implement all related practices described in the Farming Annex. Producers using pesticides under the Exceptional Use Policy must follow all respective practices detailed in this policy and adhere to the procedure for requesting and reporting exceptions as outlined in the annex. *Please see A-07-SCRL-B-FA –Farming Annex* *Please see A-12-SCRL-B-FA Exceptional Use Policy: Granted Exceptions and their Conditions for Using Rainforest Alliance Prohibited Pesticides*	✓	✓		✓
4.6.3	Pesticide handlers are trained annually in preparation and application. They use Personal Protective Equipment (PPE) as specified by the product label or Material Safety Data Sheet (MSDS), or basic protective clothing based on risk when no information is available. PPE must be in good condition, washed and stored safely after use and not taken into workers' housing. Single-use items are disposed of after one use. PPE is provided for free and farm/group management records, monitors and enforces PPE usage.	✓	✓	✓	✓

No.	Base requirements	Group certification			Ind. cert.
		S-farms	L-farms	Group mgt.	S/L
4.6.4	Pesticide handlers must bathe, change and wash clothes after application. Management should provide them with a private area, water, soap and, if possible, bathing facilities.	✔	✔	✔	✔
4.6.5	Pesticides are prepared and applied according to the label, MSDS or security tag, or as recommended by an official national organization or a competent technician, especially with regards to: • Safe transport to area of application • Respecting the correct dosage • Using appropriate equipment and techniques • Appropriate weather conditions • Respecting restricted entry intervals (REI), including warning signs in local language and informing potentially affected persons or communities in advance When there is no other information, minimum restricted entry interval is 48 hours for WHO class II products and 12 hours for other products. When two or more products with different restricted entry intervals are used at the same time, the longest interval applies. Volume and dosage calculation methods are reviewed and refined to reduce the surplus mix and pesticide overuse. Pre-harvest intervals of pesticides as stipulated in the product's MSDS, label or security tag or regulation by official organization are complied with. When two or more products with different pre-harvest intervals are used at the same time, the longest interval applies.	✔	✔	✔	✔
4.6.6	Mechanisms are in place to prevent contamination by pesticides, through spray drift or other means, from treated areas to other areas including all aquatic and terrestrial ecosystems and infrastructure. These mechanisms include non-crop vegetative barriers, non-application zones, or other effective measures.	✔	✔	✔	✔
4.6.7	Aerial application is only allowed under the conditions as outlined in the Farming Annex. *Please see A-07-SCRL-B-FA –Farming Annex*	✔	✔	✔	✔

No.	Base requirements	Group certification			Ind. cert.
		S-farms	L-farms	Group mgt.	S/L
4.6.8	Pesticide applications are recorded. Records include: • Product brand name and active ingredient(s) • Date and time of application • Location and area (size) of application • Dosage and volume (organic or inorganic) • Crop • Name(s) of applicator(s) • Target pest Group management facilitates record keeping for group members when needed.	✔	✔	✔	✔
4.6.9	Empty pesticide containers and application equipment are washed three times, with the rinsing water used in the final batch of the mix for crop application. After applying pesticides, application equipment is washed three times and any leftover mix is diluted with ten times the amount of clean water and applied evenly on the treated field to minimize environmental and health impacts. Empty pesticide containers are stored securely until they can be disposed of safely through a formal collection or recycling program or returned to the supplier. If the supplier does not accept empty containers, they are cut or perforated to prevent reuse. Prohibited, obsolete and expired pesticides are returned to the supplier or local authority. If no collection system is available, these products are labeled and stored safely and separately from other products in a locked space.	✔	✔	✔	✔
4.6.10	Agrochemicals and application equipment are stored in accordance with label instructions to ensure minimal negative impact on the environment and human health. Agrochemicals must remain in their original containers or packaging. Facilities for storing agrochemicals and application equipment should be: • Dry, clean and well-ventilated • Constructed from non-absorbent materials • Securely locked and accessible only by trained handlers • Inaccessible to children • Separated from crops, food products and packaging materials	✔			

No.	Base requirement	Group certification			Ind. cert.
		S-farms	L-farms	Group mgt.	S/L
4.6.11	Agrochemicals and application equipment are stored in accordance with the label instructions and in a way that minimizes negative impact on the environment and human health. Agrochemicals are stored in their original containers or packaging. Facilities for storing agrochemicals and application equipment are: • Dry, clean, well-ventilated and with a sound roof and impermeable floor • Safely locked and accessible only by trained handlers • Separated from crops, food products or packaging material • With an emergency spill kit • With visible and understandable safety warning signs and pictograms • With an emergency procedure, eye-washing area and an emergency shower For small farms in groups only requirement 4.6.10 applies.		✓	✓	✓
No.	**Specialized requirement**				
4.6.14	Management develops and implements a policy to ensure a reduction in the amount and toxicity of pesticides used. Prior to the first certification audit, baseline data is collected covering at least the preceding 12 months. Progress is evaluated during subsequent audits. A monitoring system is included as part of the policy. Monitoring records at a minimum include: • Active Ingredient. • Application dose (quantity and number of times applied). • Date and description of any extreme weather events. • Pest/disease outbreak. • Demonstrable reduction in the amount and toxicity of pesticides used.	✓	✓	✓	✓
No.	**Continuous improvement requirement**				
4.6.15	For small farms in groups, management ensures a progressive increase in pesticide use monitoring among group members. By the 2nd certification audit, at least 30% of group members have documented monitoring records, increasing to a minimum of 60% by the 3rd certification audit.			✓	

No.	Specialized requirement	Group certification			Ind. cert.
		S-farms	L-farms	Group mgt.	S/L
4.6.16	Producers develop and implement a plan to progressively reduce the use of active ingredients under exceptions. This plan is based on a continuous improvement approach that ultimately leads to a full phase out of these active ingredients by December 31, 2028. The plan prioritizes agroecological alternatives and building system-level resilience over time. *Please see A-07-SCRL-B-FA –Farming Annex* *Please see A-12-SCRL-B-FA Exceptional Use Policy: Granted Exceptions and their Conditions for Using Rainforest Alliance Prohibited Pesticides*	✓	✓	✓	✓

4.7 Harvest and Post-Harvest Practices

No.	Base requirement	Group certification			Ind. cert.
		S-farms	L-farms	Group mgt.	S/L
4.7.1	Products are handled to maintain quality and quantity during harvest and post-harvest stages, such as loading, processing, packing, transportation and storage. This includes: • Harvesting products at the right time to optimize quality • Minimizing plant damage for future production • Preventing contamination from foreign matter, cleaning products, agrochemicals, microbes and pests • Avoiding moisture damage • Storing products in a cool, dry, dark and well-ventilated place • Maintaining and cleaning tools, machinery and equipment used in harvest and post-harvest • Using suitable and approved packaging materials for food products	✓	✓	✓	✓

CHAPTER 5:
SOCIAL

The Social chapter seeks to empower producers and workers to improve their working and living conditions. It promotes equality and respect for all, with special attention to vulnerable groups such as migrants, children, youth and women and strengthens the protection of human and labor rights on certified farms.

Regenerative agriculture is not only about restoring soils and the environment, but also about ensuring that farmers, workers and their communities can achieve resilient, dignified livelihoods and are protected from harmful agrochemical exposure. Regenerative agriculture, sustainable livelihoods and respect for human rights are mutually reinforcing, with each one enabling and sustaining the other.

There is no place in Rainforest Alliance Certified farms for human rights violations such as child labor, forced labor, discrimination or workplace violence and harassment. For these four types of violations, our certification system adopts an 'Assess-and-address' model, which goes beyond a simple prohibition approach to drive change.

The risks of human lives violations are addressed through the Assess-and-Address system by performing a risk assessment, implementing risk mitigation measures, monitoring and remediation of confirmed cases. Unresolved severe cases or legal violations result in suspension or loss of certification (see requirement 5.1).

In addition, this standard establishes requirements related to fundamental labor rights, health and safety, decent living and working conditions. Furthermore, farms and groups must respect the legal and customary rights of indigenous peoples and communities.

These requirements are aligned with the UN Guiding Principles on Business and Human Rights (UNGPs) and relevant ILO conventions.

1. Farms and farm groups take measures to Assess-and-Address child labor, forced labor, discrimination, workplace violence and harassment
2. Workers can exercise their freedom of association
3. Workers receive at least minimum or collective bargaining agreement wage
5. Workers´ rights regarding working hours are respected
Chapter 5 - Social Outcomes
Child labor, forced labor, discrimination and workplace violence and harassment are effectively assessed, prevented and remediated
Other human rights of farmers, workers, Indigenous Peoples and communities are fully respected
Farm workers and their families enjoy healthy and safe living and working conditions
6. Workers have safe working conditions and access to basic health services
7. Workers and their families have safe housing and living conditions
8. Rights of Indigenous Peoples and local communities are respected

5.1 Assess-and-Address Child Labor, Forced Labor, Discrimination, Workplace Violence and Harassment

Child labor, forced labor, discrimination and workplace violence and harassment are prohibited on Rainforest Alliance Certified farms. Certificate Holders must have measures to monitor and mitigate these risks through the assess and address system. Any identified cases must be addressed. Failure to remediate severe cases or legal violations will result in negative certification decisions, suspension, or certificate cancellation.

The four Base requirements address child labor, forced labor, discrimination and workplace violence and harassment. The additional four Continuous Improvement requirements apply to child labor and forced labor when they are medium/high risks per Rainforest Alliance risk maps. If no risk levels are available, the Certificate Holder's own risk assessment is used. Continuous Improvement requirements for discrimination and workplace violence and harassment only apply to large and individually certified farms.

Child labor, forced labor, discrimination and violence/harassment are as defined in Annex S1: Glossary. These definitions are based on relevant ILO standards, including:
ILO Minimum Age Convention, 1973 (No.138)
ILO Worst Forms of Child Labor Convention, 1999 (No.182)
ILO Forced Labor Convention, 1930 (No.29)
ILO Abolition of Forced Labor Convention, 1957 (No.105)
ILO Equal Remuneration Convention, 1951 (No.100)
ILO Discrimination (Employment and Occupation) Convention, 1958 (No.111)
ILO Violence and Harassment Convention, 2019 (No.190)
Convention on the Elimination of all Forms of Discrimination Against Women (CEDAW)

No.	Base requirements	Group certification			Ind. cert.
		S-farms	L-farms	Group mgt.	S/L
5.1.1	Commitment: Management commits to assess and address child labor, forced labor, discrimination and workplace violence and harassment by: • Coordinating the committees/persons responsible for managing grievances and gender issues (see requirement 1.1.1). • Raising awareness on these four issues with management and group staff at least once a year. • Informing workers/group members in writing that child labor, forced labor, discrimination and workplace violence and harassment are not tolerated and that management has a system in place to assess and address related cases. This information is visibly displayed at central locations at all times. Note: In groups of small farms, a responsible person instead of a committee may be appointed. *Please see SA-G-SD-1 Guidance Document L: Assess-and-Address*		✓	✓	✓
5.1.2	Risk mitigation: The management representative/committee includes mitigation measures in the management plan. The Certificate Holder can use mitigation measures identified in the Risk Assessment and implement corresponding measures. *Please see A-11-SCRL-B-CH Risk Assessment Tool*		✓	✓	✓

No.	Base requirements	Group certification			Ind. cert.
		S-farms	L-farms	Group mgt.	S/L
5.1.3	Monitoring: The committee/management representative • Monitors risks and the implementation of risk mitigation measures • Reports potential cases of child labor, forced labor, discrimination and workplace violence and harassment to the management and to the grievance committee • Monitors remediation activities (see 5.1.4) The intensity of the monitoring system is adjusted to the risk level and the issue. *Please see SA-G-SD-20 Guidance Document R: Assess-and-Address Monitoring Tool*		✓	✓	✓
5.1.4	Remediation: The committee/management representative sets out in the management plan how to remediate cases of child labor, forced labor, discrimination, workplace violence and harassment. Confirmed cases are remediated and documented following the Rainforest Alliance Remediation Protocol. Safety and confidentiality of the victims is protected throughout the process. *Please see A-08-SCRL-B-CH – Social Annex*		✓	✓	✓

5.2 Freedom of Association and Collective Bargaining

No.	Base requirements	Group certification			Ind. cert.
		S-farms	L-farms	Group mgt.	S/L
5.2.1	Workers can form and join unions or workers' organizations of their choice and participate in collective bargaining without employer approval, as per applicable law. Workers' representatives are elected democratically in regular free and fair elections. Management has a written policy on workers' rights and ensures workers understand it, displaying it visibly in the workplace at all times. If laws restrict freedom of association and collective bargaining, management supports alternative methods for independent and free association, bargaining and dialogue with workers. **ILO Freedom of Association and Protection of the Right to Organize Convention, 1948 (No. 87)** **ILO Workers Representatives Recommendation, 1971 (No. 143)** *For small farms, the requirement only applies if they are hiring:* *- 10 or more temporary workers each working for three consecutive months or more and/or* *- 50 or more temporary workers per calendar year*	✓	✓	✓	✓
5.2.2	Workers are protected from discrimination or retaliation due to union activities. Management cannot punish, bribe, or influence union members or representatives. Termination records include reasons and union affiliations. Management must not interfere in workers' organizations, their elections, or duties. **ILO Right to Organize and Collective Bargaining Convention, 1949 (No. 98)** **ILO Workers Representatives Recommendation, 1971 (No. 143).** *For small farms, the requirement only applies if they are hiring:* *- 10 or more temporary workers each working for three consecutive months or more and/or* *- 50 or more temporary workers per calendar year*	✓	✓	✓	✓

5.3 Wages

No.	Base requirements	Group certification			Ind. cert.
		S-farms	L-farms	Group mgt.	S/L
5.3.3	Management and producers adhere to collective bargaining agreements (CBA) relevant to the Rainforest Alliance Standard. Workers are paid at least the applicable minimum wage or the wage stipulated in a CBA, whichever is higher. For production quota or piece work, the payment must meet at least the minimum wage, based on a 48-hour working week or the national legal working hours limit, whichever is lower.	✔	✔	✔	✔
5.3.4	Deductions from wages for social security are only allowed if specified by applicable law or CBA. Voluntary deductions, like advance payments or loans, require worker consent. Employers must handle these remittances fully and in a timely manner. Disciplinary wage deductions are prohibited. Deductions for tools or gear are not allowed unless legally permitted. In-kind benefits must comply with the law and cannot exceed 30% of total pay. **ILO Protection of Wages Recommendation, 1949 (No. 85)**	✔	✔	✔	✔
5.3.5	Workers receive payments at regular intervals as agreed upon by both the worker and the employer, with a minimum frequency of once per month. Detailed records are kept for each worker, including hours worked (both regular and overtime), production volume (where applicable), wage calculations, deductions and payments made. Workers are provided with proof of payment (either physical or electronic) that includes this information. **ILO Protection of Wages Convention, 1949 (No. 95).** *For small farms, the requirement only applies if they are hiring:* *- 10 or more temporary workers each working for three consecutive months or more and/or* *- 50 or more temporary workers per calendar year.*	✔	✔	✔	✔
5.3.6	Work of equal value receives equal remuneration, free from discrimination on grounds such as gender, worker type, ethnicity, age, color, religion, political opinion, nationality, social origin, or other factors. **ILO Equal Remuneration Convention, 1951 (No. 100)**	✔	✔	✔	✔

5.5 Working Conditions

No.	Base requirements	Group certification			Ind. cert.
		S-farms	L-farms	Group mgt.	S/L
5.5.1	Workers do not exceed eight regular working hours per day or 48 hours per week. They receive a 30-minute break after six consecutive hours and one full rest day after six consecutive working days. Guards do not exceed 60 hours per week or the applicable regulation, whichever is stricter. **ILO, Hours of Work (Industry) Convention, 1919 (No. 1).** **ILO, Hours of Work (Commerce and Offices) Convention, 1930 (No. 30).**	✓	✓	✓	✓
5.5.2	Overtime work is voluntary and allowed if: a) It is requested timely. b) Paid according to national law or CBA, whichever is higher; if neither exists, paid at least 1.5 times the regular wage. c) It does not increase health and safety risks; incident rates during overtime are monitored and reduced if necessary. d) Workers have safe transport home.* e) The total work week does not exceed 60 hours, except in special cases.* f) Workers get a 30-minute break after 6 hours of work and at least 10 consecutive hours of rest per 24-hour period. g) A record of regular and overtime hours is kept.* h) For specific activities like harvesting which must be completed in a short window of up to 6 weeks, overtime may be up to 24 hours per week for a maximum of 12 weeks per year and workers may work up to 21 consecutive days. *Conditions apply in specific situations. **ILO, Hours of Work (Industry) Convention, 1919 (No. 1)** **ILO, Hours of Work (Commerce and Offices) Convention, 1930 (No. 30)** **ILO Code of Practice on Safety and Health in Agriculture, 2010** **International Labor Conference, 107th Session, General Study concerning instruments on working time, 2018** *For small farms, requirement only applies if they are hiring:* *- 10 or more temporary workers each working for 3 consecutive months or more and/or* *- 50 or more temporary workers per calendar year*	✓	✓	✓	✓

No.	Base requirement	Group certification			Ind. cert.
		S-farms	L-farms	Group mgt.	S/L
5.5.3	Permanent workers are entitled to paid parental leave, rights and benefits in accordance with applicable law. In absence of such law, workers receive paid maternity leave of at least 12 weeks, of which at least six weeks are taken after birth. They can return to their job after maternity leave on the same terms and conditions and without discrimination, loss of seniority or deduction of wages. Workers who are pregnant, nursing or have recently given birth are offered flexible working schedules and work site arrangements. Breastfeeding women have two additional 30-minute breaks per day and an appropriate space for breastfeeding to nurture the child. **ILO Maternity Protection Convention, 1952 (No. 183)** *For small farms, the requirement only applies if they are hiring:* *- 10 or more temporary workers each working for three consecutive months or more and/or* *- 50 or more temporary workers per calendar year*	✔	✔	✔	✔

5.6 Health and Safety

No.	Base requirement	Group certification			Ind. cert.
		S-farms	L-farms	Group mgt.	S/L
5.6.1	Management, with the assistance of staff or external experts possessing the necessary technical expertise, conducts an analysis of occupational health and safety risks within the certification scope. The management plan stipulates relevant measures and ensures their implementation by considering at least the following: • Risk analysis • Compliance with regulations • Worker training • Procedures and equipment to ensure health and safety • Safe use of machines The frequency and type of occupational health and safety incidents, including those related to agrochemical use, are recorded and specified for both men and women. Measures taken to prevent the recurrence of incidents are also documented. **ILO Occupational Safety and Health Convention, 1981 (No. 155)** **ILO Safety and Health in Agriculture Convention, 2001 (No. 184)** *Please see A-07-SCRL-B-FA Farming Annex*		✔	✔	✔
5.6.3	Group members and workers know emergency procedures. Warning signs and safety instructions are clearly displayed. Workers can leave imminent danger situations without permission or penalty.	✔			

No.	Base requirements	Group certification			Ind. cert.
		S-farms	L-farms	Group mgt.	S/L
5.6.4	Workers have access to sufficient and safe drinking water at all times through one of the following means: • A public drinking water system, or • Drinking water provided by the management that is tested at least once every three years, or more frequently if the risk analysis as part of requirement 5.6.1 identifies a risk. Management maintains drinking water sources, distribution systems and containers to prevent contamination. Drinking water stored in jars or containers is protected against contamination with a lid and is replaced with fresh drinking water at least every 24 hours. *For small farms, the requirement only applies if they are hiring:* *- 10 or more temporary workers each working for three consecutive months or more and/or* *- 50 or more temporary workers per calendar year*	✓	✓	✓	✓
5.6.5	For small farms without safe drinking water, management trains and instructs group members on treating water by boiling, filtering, or chlorinating and preventing contamination.			✓	
5.6.6	Workers always have access to sufficient and safe drinking water.	✓			
5.6.7	Adequate, clean and operational toilets and handwashing stations are available at or near agricultural production, processing, maintenance sites, offices and workers' housing. Facilities are separated by gender when there are 10 or more workers, with urinals separate from toilets used by females. Safety and privacy for vulnerable groups are ensured through features such as well-lit and lockable facilities. Workers have access to these facilities whenever necessary.		✓	✓	✓
5.6.8	Workers in hazardous conditions (e.g. Under challenging terrain, with machines or with hazardous materials) use Personal Protective Equipment (PPE) provided for free and receive training on how to use them.	✓	✓	✓	✓
5.6.9	Machinery and other equipment are stored safely when not in use. All tools used by the workers are functional. Machines have clear, comprehensible instructions for safe usage and hazardous parts are guarded or enclosed. Workers using these machines receive proper training and hold any necessary licenses required by law.	✓	✓	✓	✓
5.6.10	Female workers who are pregnant, nursing, or have recently given birth are not assigned to activities that pose a risk to their health or the health of their unborn child or infant. In cases of job reassignment, there is no reduction in remuneration. Pregnancy tests are not requested.	✓	✓	✓	✓

5.7 Housing and Living Conditions

No.	Base requirement	Group certification			Ind. cert.
		S-farms	L-farms	Group mgt.	S/L
5.7.1	Workers and their families housed or lodged on-site are provided with safe, clean and adequate living quarters considering local conditions. This includes the following: Location and construction: • Safe construction in a non-hazardous location, protecting against extreme weather conditions, with dry floors, permanent walls and in good repair. Dry floors should be raised from ground level and made of cement, stone, tile, wood, or sealed and leveled clay. • Protection against air pollution and surface runoff of wastewater. • Workers/families are informed about emergency evacuation plans. • Group accommodation has marked evacuation routes, installed and maintained firefighting equipment and instructions for its use. Health and hygiene: • Availability of sufficient safe drinking water, at least 20 liters per adult per day and within 1km/30 minutes round trip. • Safety and privacy of vulnerable groups ensured by well-lit and lockable facilities. Sanitary facilities are located within the same buildings or at a safe distance (no more than 60 meters from rooms/dormitories) and provided separately for men and women. • Adequate closed-sewage or pit latrines, sanitation and waste disposal facilities. • Cooking areas with smoke ventilation. • Pest control measures to prevent rats, mice, insects and vermin that could cause disease or carry parasites. Comfort and decency: • Families of permanent workers with children have separate rooms from non-family members. • Workers' children living on-site are in a safe place and under adult supervision during working hours. • Electricity is available in-house or nearby if available in the area. For collective housing: • Separate, lockable rooms, washing facilities and toilets for men and women. Each worker is provided with an individual bed and there is a minimum space of 1 meter between beds. If bunk beds are used, there must be at least 0.7 meters of clear space between bunks. • Storage for personal belongings is provided, either through individual cupboards or at least 1 meter of shelf unit per worker. **ILO Workers' Housing Recommendation No 115, 1961, ILO Code of Practice on Safety and Health in Agriculture, 2010** *Please see SA-G-SD-13 Guidance Document K: Housing and Living Conditions*		✓		✓

No.	Base requirements	Group certification			Ind. cert.
		S-farms	L-farms	Group mgt.	S/L
5.7.2	Children living on-site and of school-going age attend school. They either: • Attend a school within safe walking distance • Attend a school within reasonable traveling distance with safe transport available • Receive on-site schooling of a recognized and equivalent level.		✔		✔
5.7.3	Workers and their families housed on-site have safe, clean and decent living conditions that consider local standards. These include: • Safe accommodation in non-hazardous locations, with protection from extreme weather, dry floors, permanent walls and well-maintained structures. • Marked evacuation routes for group accommodations. • Protection against air pollution and surface runoff, with adequate sewage, sanitation and waste disposal facilities. • Access to safe drinking water. • Adequate sanitary and washing facilities, ensuring the safety and privacy of vulnerable groups through well-lit and lockable facilities. **ILO Recommendation, Workers' Housing Recommendation, 1961 (No. 115)**	✔		✔	

5.8 Communities

No.	Base requirements	Group certification			Ind. cert.
		S-farms	L-farms	Group mgt.	S/L
5.8.1	Management respects the legal and customary rights of indigenous peoples and local communities. Any activities affecting their land, resources, or interests, including High Conservation Values (HCVs) 5 or 6, must have their free, prior and informed consent (FPIC). **ILO Indigenous and Tribal Peoples Convention, 1989 (No. 169)** *Please see A-08-SCRL-B-CH –Social Annex* *Please see SA-G-SD-45 Guidance T: Free, Prior and Informed Consent (FPIC) Processes*		✔		✔
5.8.2	The producer has legal or legitimate right to use the land, substantiated by ownership, leasehold, or other legal documents or by documentation of traditional or customary use rights. Verifiable traditional or customary use rights may also be used. If indigenous peoples and/or local communities, current or former local residents, or other stakeholders validly dispute the right to use the land (for example in cases of past dispossession, forced abandonment or illegal action), the Certificate Holder may demonstrate that they have legitimate right to use the land if: a. A conflict resolution and remediation process has been documented, implemented and accepted by the affected parties. b. In the case of past illegal action, these affected parties include relevant authorities. c. If the dispute involves indigenous peoples and local communities, large farms and individually certified farms follow an FPIC process. *Please see A-08-SCRL-B-CH –Social Annex* *Please see SA-G-SD-45 Guidance T: Free, Prior and Informed Consent (FPIC) Processes*	✔	✔		✔

CHAPTER 6:
ENVIRONMENT

Agriculture plays a critical role in the health of our planet. Regenerative agriculture not only avoids harming nature—it actively helps enhance it. This chapter outlines how certified farms can contribute to environmental restoration by protecting and increasing connectivity of forests, improving biodiversity, water stewardship, agroforestry and supporting climate action. These efforts align with the Rainforest Alliance's commitment to the High Conservation Values (HCV) approach and other international best practices.

Regenerative certified farms are required to conserve and restore natural habitats and the ecosystem services they provide. This is achieved by protecting natural forests, increasing farm tree cover, agroforestry systems, enhancing natural ecosystems and conserving vegetation in the farms, thus contributing to forest connectivity at the landscape level.

Moreover, producers are encouraged to protect wildlife and threatened species, manage water efficiently and conserve water sources. As well as an appropriate treatment of wastewater and waste management to avoid contamination and protect the environment.

Across all these areas, regenerative agriculture requires a shift toward long-term thinking and system resilience. Farms and groups are required to adopt practices that help restores local ecosystems, increase their resilience to climate change and reduce GHG emissions.

These efforts are most effective when implemented in collaboration with others in the landscape—including communities, governments and companies—recognizing that lasting environmental impact requires collective action.

By implementing the requirements in this chapter, farms and groups take an important step toward creating healthier ecosystems, more resilient agricultural landscapes and a more sustainable future for people and nature.

Chapter 6 - Environment Outcomes

1. Producers have not converted forests or other natural ecosystems and have not encroached into protected areas.

2. Producers maintain on-farm natural vegetation

2. Agroforestry systems are implemented considering ecological benefits.

4. Producers take measure to protect endangered species and native flora and fauna

Forests and other natural ecosystems around production areas are effectively protected and restored

Management effectively supports field interventions towards the protection and restoration of forests and other natural ecosystems.

Natural vegetation on farms is maintained and enhanced

Increased protection of wildlife and biodiversity

Increased efficiency in water use and reduced wastewater and solid waste pollution

5. Producers comply with regulations for water withdrawal

5. Water is used efficiently. Water used for processing is reduced.

5.Participation in watershed committee is facilitated. Producers adopt measures such as rainwater harvesting and efficient use of irrigation systems

6. Wastewater is tested and treated before discharge or reuse to avoid contamination.

7. Waste is managed in a safe and environmentally friendly way

6.1 Forests, other Natural Ecosystems and Protected Areas

No.	Base requirements	Group certification			Ind. cert.
		S-farms	L-farms	Group mgt.	S/L
6.1.1	From January 1st, 2014, onward, natural forests and other natural ecosystems have not been converted into agricultural production or other land uses. *Please see A-09-SCRL-B-FA –Environment Annex*	✔	✔		✔
6.1.2	Production or processing does not occur in protected areas or their officially designated buffer zones, except where it complies with applicable law. *Please see A-09-SCRL-B-FA –Environment Annex*	✔	✔		✔

6.2 Conservation and Enhancement of Natural Ecosystems and Vegetation

No.	Specialized requirements	Group certification			Ind. cert.
		S-farms	L-farms	Group mgt.	S/L
6.2.5	Producers maintain natural tree vegetation cover in addition to soil cover of at least 10% of the total area of the farm through one or more of the following: • agroforestry systems • native trees on the farm • border/hedge planting • tree alleys, windbreaks or green belts • riparian buffers • conservation and restoration areas Note: This requirement is implemented according to applicable national legislations and/or regulations (see 1.2.1). *Please see A-09-SCRL-B-FA –Environment Annex*	✔	✔		✔
6.2.6	Where an agroforestry system is implemented in the production area, the following are considered: • Local regulations • Producers maintain at least six tree species of which at least three are native. • The trees species selected should possess qualities that include at least one of the following: - Be able to reach two strata beyond the certified crop canopy. - Potential for income diversification. - Nitrogen fixing. - Promote pollination. - Pest control. *Please see A-09-SCRL-B-FA –Environment Annex*	✔	✔		✔

6.4 Protection of Wildlife and Biodiversity

No.	Base requirements	Group certification			Ind. cert.
		S-farms	L-farms	Group mgt.	S/L
6.4.1	Threatened animals and plants are not hunted, killed, fished, collected, or trafficked. Producers and workers do not hunt other animals, except under these conditions: • Small farm producers may hunt non-threatened animals for personal use only. • Vertebrate wildlife pests may be hunted on the farm following the IPM plan as a last resort. Explosives or toxic substances are never used for hunting, fishing, or pest control.	✓	✓	✓	✓
6.4.2	Producers do not keep wildlife in captivity. Captive wild animals present on the farm before the initial certification date are sent to professional shelters or may be kept only for non-commercial purposes for the rest of their lives. Captive wild animals and farm animals are treated according to the five freedoms of animal welfare.	✓	✓		✓
6.4.6	Fire is not used for preparing or cleaning fields, except when specifically justified in the IPM plan. *Please see SA-G-SD-12 Guidance Document J: Soil Fertility and Conservation*	✓	✓		✓

6.5 Water Management and Conservation

No.	Base requirement	Group certification			Ind. cert.
		S-farms	L-farms	Group mgt.	S/L
6.5.1	Management complies with the applicable law for withdrawal of surface or groundwater for agricultural, domestic or processing purposes. If required, compliance is demonstrated through a license or permit (or a pending request).		✓	✓	✓
No.	**Specialized requirement**				
6.5.2	Irrigation and water distribution systems are maintained to maximize crop yields while reducing water wastage, soil erosion and salinization.		✓	✓	✓
No.	**Continuous improvement requirement**				
6.5.3	Irrigation and water distribution systems are managed to optimize crop productivity, considering factors such as: • Crop evapotranspiration at different growth stages • Soil conditions • Rainfall pattern Not applicable to small farms in groups Producers record the amount of water used for irrigation starting from year one onwards.		✓	✓	✓
No.	**Specialized requirement**				
6.5.4	Management takes measures to reduce the use of processing water per unit of product. Water use and reduction are monitored and documented from year one onwards. For Group Management, this is applicable if groups have central processing facilities.		✓	✓	✓
No.	**Continuous improvement requirement**				
6.5.5	Producers use rainwater harvesting for irrigation and/or other agricultural purposes.	✓	✓		✓
6.5.6	Producers participate in a local watershed committee or initiative and take action to help maintain or restore the watershed's health as part of this collective process. The nature of the participation and actions taken are documented.	✓	✓		✓

6.6 Wastewater Management

No.	Specialized requirements	Group certification			Ind. cert.
		S-farms	L-farms	Group mgt.	S/L
6.6.1	Tests for processing wastewater are conducted at all discharge points during the representative period(s) of operation and results are documented. For farm groups, this is done at all group-managed (collective) processing facilities and at a representative sample of member processing operations including the different types of treatment systems. Wastewater from processing operations discharged into aquatic ecosystems meets legal wastewater quality parameters. In absence of these, it meets the wastewater parameters. Wastewater from processing operations may not be mixed with clean water to meet the parameters.		✓	✓	✓
6.6.2	Human sewage, sludge and sewage water are not used in production or processing. Treated sewage is only discharged into aquatic ecosystems. Not applicable to small farms: Treated discharge must meet legal wastewater quality standards or equivalent parameters if no legal standards exist.	✓	✓	✓	✓
6.6.3	Wastewater from processing operations is only used on land after treatment to remove particulates and toxins. Treated wastewater for irrigation must meet specific parameters for both wastewater and irrigation.	✓	✓	✓	✓

6.7 Waste Management

No.	Base requirements	Group certification			Ind. cert.
		S-farms	L-farms	Group mgt.	S/L
6.7.1	Waste is managed to avoid health and safety risks. It is stored and disposed of only in designated areas, not in natural ecosystems. Non-organic waste is not left on land.	✓	✓	✓	✓
6.7.2	Producers do not burn waste, except in incinerators technically designed for the specific type of waste.	✓	✓		✓

ADD-ON

THE REGENERATIVE AGRICULTURE STANDARD AS AN ADD-ON

When applied to the Sustainable Agriculture Standard as an add-on, additional Regenerative Agriculture requirements are introduced in the farming and environment chapters to strengthen the expected regenerative agriculture outcomes (soil health, biodiversity, water management and crop resilience). These build on the requirements already included in the Sustainable Agriculture Standard.

FARMING CHAPTER

Producers certified under the Rainforest Alliance Sustainable Agriculture Standard already adopt practices that protect natural resources, improve productivity and support resilient farming communities. Additional Regenerative Agriculture Standard farming requirements deepen this commitment, to actively restore soil health, increase crop resilience and reduce use of synthetic inputs and toxic pesticides.

What sets regenerative agriculture apart is its long-term, systems-based approach. Practices work together to enhance natural cycles over time. These include increasing soil organic matter, promoting biodiversity, and restoring natural ecosystem services. A key pillar of this approach is the drastic reduction—or where possible, elimination—of synthetic pesticide use. Farms are encouraged to adopt locally relevant solutions that make the best use of natural resources and ecological processes, from composting and cover cropping to Integrated Weed Management (IWM).

Beyond ecological gains, regenerative farming benefits people—supporting crop quality, yield stability and access to differentiated markets. With training and incentives, farmers can reduce input costs, increase resilience and strengthen livelihoods, while contributing to a global shift toward more sustainable agricultural landscapes.

ENVIRONMENT CHAPTER

Farms certified under the Sustainable Agriculture Standard already have a strong environmental foundation. The Regenerative Agriculture Standard environmental requirements build on this, focusing on conservation and enhancement of ecosystem and biodiversity. To achieve this, emphasis is placed on promoting agroforestry systems and habitat restoration measures — aligned with global best practices. These requirements promote long-term actions towards climate resilience, including increasing tree cover and restoring degraded lands. Collaboration with local communities and supply chain actors is encouraged to achieve broader, landscape-level environmental benefits that support both people and nature.

OTHER CHAPTERS

There are no additional requirements in the Management, Traceability, Premium, or Social chapters. However, the Rainforest Alliance strongly encourages companies to reflect the added value of farms certified under both the Sustainable Agriculture Standard and the Regenerative Agriculture Standard through higher compensation.

REGENERATIVE AGRICULTURE
ADD-ON REQUIREMENTS

CHAPTER 4: FARMING

4.1 Plant Varieties					
No.	**Specialized requirement**	**Group certification**			**Ind. cert.**
		S-farms	**L-farms**	**Group mgt.**	**S/L**
4.1.4	Plant varieties selected for planting, grafting or renovation consider the following: • Plants must be healthy and free from pests and diseases. • Plants must be adapted to local growing and climatic conditions. • For renovation or replanting, priority should be given to pest and disease-resistant or tolerant varieties, based on their economic impact in the local context. The criteria used must be defined and demonstrated by the producer. • If non-resistant or non-tolerant varieties are selected, producers must implement additional Integrated Pest Management (IPM) measures to prevent or mitigate the risks of pesticides overuse. *Please see A-07-SCRL-B-FA –Farming Annex*	✓	✓		✓
No.	**Continuous improvement requirement**				
4.1.5	When renovation or replanting activities take place, at least 50% of the new plants are resistant or tolerant to pests and diseases identified as economically impactful by the producer.	✓	✓		✓

4.2 Rehabilitation and Renovation of Crops

No.	Specialized requirement	Group certification			Ind. cert.
		S-farms	L-farms	Group mgt.	S/L
4.2.2	Farmers must implement rehabilitation or renovation practices (including pruning) tailored to their farm's conditions to enhance crop health and productivity. *Please see A-07-SCRL-B-FA –Farming Annex* *Please see SA-G-SD-10 Guidance Document I: Pruning*	✓	✓		✓
No.	**Continuous improvement requirements**				
4.2.3	Producers implement rehabilitation or renovation practices (including pruning) on at least 20% of the productive area by the 2nd certification audit, increasing to at least 60% by the 3rd certification audit. *Please see SA-G-SD-10 Guidance Document I: Pruning*		✓		✓
4.2.4	At least 40% of group members must follow a defined pruning cycle by the 2nd certification audit, increasing to 60% by the 3rd certification audit. *Please see SA-G-SD-10 Guidance Document I: Pruning*	✓	✓		

4.4 Soil Fertility and Conservation

No.	Specialized requirements	Group certification			Ind. cert.
		S-farms	L-farms	Group mgt.	S/L
4.4.7	Management performs soil or foliar assessments annually. For small farms in groups, group management performs soil or foliar assessments annually on a rotational schedule for a minimum of 20% of group members, up to a total of 100 group members, ensuring all small farms complete an assessment by the third certification audit. The soil assessment includes: a. Erosion-prone areas and slope b. Soil structure c. Soil depth and soil horizons d. Densification of compaction areas e. Soil moisture and water level in the soil f. Drainage conditions g. Levels of macronutrients and organic matter. This is assessed through soil tests and/or observation of visual symptoms of nutrient deficiency (leaf tests) for a representative sample of areas. h. At least one soil health indicator Based on the assessments, producers establish and execute a fertilizer application plan tailored to crop requirements. Fertilizer is applied in quantities and at times that optimizes crop uptake, while minimizing excessive chemical use and reducing the risk of runoff, leaching and volatilization. *Please see A-07-SCRL-B-FA –Farming Annex* *Please see SA-G-SD-12 Guidance Document J: Soil Fertility and Conservation*	✓	✓	✓	✓
4.4.8	Producers ensure that organic nutrient sources are used as part of the fertilizer application plan: •The organic matter is composted before being applied as fertilizer. •Use of on-farm plant residue for mulching such as pruned branches, leaf litter and other vegetative materials is promoted. •When available, inputs from biological sources (bio-inputs) are prioritized. •Continued incremental use of organic nutrient sources is promoted informed by soil conditions and crop nutrient needs. •All the above are complemented with synthetic fertilizers as needed based on crop nutrient requirements. *Please see SA-G-SD-12 Guidance Document J: Soil Fertility and Conservation* *Please see SA-G-SD-9 Guidance Document H: Integrated Pest Management*	✓	✓		✓

No.	Specialized requirement	Group certification			Ind. cert.
		S-farms	L-farms	Group mgt.	S/L
4.4.9	Producers conserve the soil health of the production area by not leaving it exposed or bare and maintaining at least 40% soil cover as part of the Integrated Weed Management plan. Soil covering may include live or decaying vegetation as: •mulch •soft weeds •cover crops (preferably flowering plants) New planting areas may have bare soil on the crop lines but have the areas in between the crop lines covered. *Please see A-07-SCRL-B-FA –Farming Annex* *Please see SA-G-SD-12 Guidance Document J: Soil Fertility and Conservation* *Please see SA-G-SD-9 Guidance Document H: Integrated Pest Management*	✓	✓		✓
No.	**Continuous improvement requirement**				
4.4.10	By the 2nd certification audit, there is at least 60% soil covering of the production area.	✓	✓		✓
No.	**Specialized requirement**				
4.4.11	Producers implement fertilizer application methods that improve nutrient use efficiency and contribute to reduction of greenhouse gas emissions. Producers do this by implementing at least one of the following: •Adding mulch on top of fertilizer application or mixing fertilizer into the soil to prevent emissions and runoff. •Applying fertilizer in small, targeted doses. •Use of special fertilizers that have slow nitrogen conversion ability. •Use of slow-release fertilizers that provide nutrients over time. •Introduction of beneficial microbes including fungi and bacteria that naturally boost soil nutrients. •Mixing of fertilizer with water when irrigation is utilized on the farm. *Please see SA-G-SD-12 Guidance Document J: Soil Fertility and Conservation*	✓	✓		✓

4.5 Integrated Pest Management (IPM)

No.	Specialized requirements	Group certification			Ind. cert.
		S-farms	L-farms	Group mgt.	S/L
4.5.3	As part of the Integrated Weed Management (IWM), producers develop and implement measures to favor non-invasive and non-aggressive weeds leading to a reduction in herbicide use and an increase in on-farm biodiversity. *Please see A-07-SCRL-B-FA –Farming Annex* *Please see SA-G-SD-9 Guidance Document H: Integrated Pest Management (IPM)*	✔	✔		✔
4.5.4	Producers give consideration to ensuring a reduction of the amount of herbicides used as part of the Integrated Weed Management approach. These reduction measures must be included in the IWM plan and implemented accordingly. *Please see SA-G-SD-9 Guidance Document H: Integrated Pest Management (IPM)*	✔	✔		✔

4.6 Agrochemicals Management

No.	Specialized requirement	Group certification			Ind. cert.
		S-farms	L-farms	Group mgt.	S/L
4.6.14	Management develops and implements a policy to ensure a reduction in the amount and toxicity of pesticides used. Prior to the first certification audit, baseline data is collected covering at least the preceding 12 months. Progress is evaluated during subsequent audits. A monitoring system is included as part of the policy. Monitoring records at a minimum include: • Active Ingredient. • Application dose (quantity and number of times applied). • Date and description of any extreme weather events. • Pest/disease outbreak. • Demonstrable reduction in the amount and toxicity of pesticides used.	✓	✓	✓	✓
No.	**Continuous improvement requirement**				
4.6.15	For small farms in groups, management ensures a progressive increase in pesticide use monitoring among group members. By the 2nd certification audit, at least 30% of group members have documented monitoring records, increasing to a minimum of 60% by the 3rd certification audit.			✓	
No.	**Specialized requirement**				
4.6.16	Producers develop and implement a plan to progressively reduce the use of active ingredients under exceptions. This plan is based on a continuous improvement approach that ultimately leads to a full phase out of these active ingredients by December 31, 2028. The plan prioritizes agroecological alternatives and building system-level resilience over time. *Please see A-07-SCRL-B-FA –Farming Annex* *Please see A-12-SCRL-B-FA Exceptional Use Policy: Granted Exceptions and their Conditions for Using Rainforest Alliance Prohibited Pesticides*	✓	✓	✓	✓

CHAPTER 6: ENVIRONMENT

6.2 Conservation and Enhancement of Natural Ecosystems and Vegetation					
No.	**Specialized requirements**	**Group certification**			**Ind. cert.**
		S-farms	**L-farms**	**Group mgt.**	**S/L**
6.2.5	Producers maintain natural tree vegetation cover in addition to soil cover of at least 10% of the total area of the farm through one or more of the following: • agroforestry systems • native trees on the farm • border/hedge planting • tree alleys, windbreaks or green belts • riparian buffers • conservation and restoration areas Note: This requirement is implemented according to applicable national legislations and/or regulations (see 1.2.1). *Please see A-09-SCRL-B-FA –Environment Annex*	✔	✔		✔
6.2.6	Where an agroforestry system is implemented in the production area, the following are considered: • Local regulations • Producers maintain at least six tree species of which at least three are native. • The trees species selected should possess qualities that include at least one of the following: - Be able to reach two strata beyond the certified crop canopy. - Potential for income diversification. - Nitrogen fixing. - Promote pollination. - Pest control. *Please see A-09-SCRL-B-FA –Environment Annex*	✔	✔		✔

6.5 Water Management and Conservation

No.	Specialized requirement	Group certification			Ind. cert.
		S-farms	L-farms	Group mgt.	S/L
6.5.4	Management takes measures to reduce the use of processing water per unit of product. Water use and reduction are monitored and documented from year one onwards. For Group Management, this is applicable if groups have central processing facilities.		✔	✔	✔